



Description

IP67. IK10+. Stainless steel construction including PCS hardware. Safety glass lens, max. load 5 tonnes. Luminaire can be driven over at low speed. Silicone rubber gasket. Anti-wick technology, equipped with a cable gland and 0.5 meters of flexible, PVC-free cable.

Integral EC electronic converter. Advanced thermal management protects LEDs while optimising lumens output. Removable LED boards for upgrading. CAD-optimised optics for superior illumination and glare control. OLC® One LED Concept. 20° tiltable and 355° rotatable. 1-10 V analogue dimming or DALI interface available on request.

Luminaire installation blockout and sealable junction box included in supply.

2700 K option available on request.

ASC Anti Slip Coating on request.

IMPORTANT! Inground blockouts must be installed with effective drainage, watch [here](https://vimeo.com/672613058).

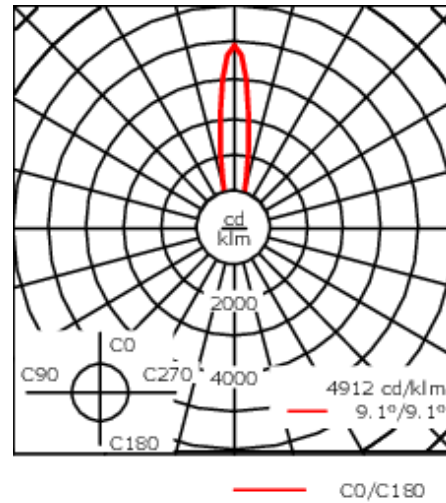
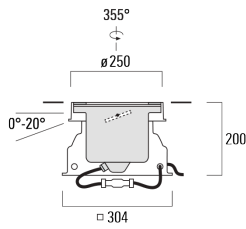
Weight	8.00 kg
Light distribution	symmetric, very narrow beam [EE]
Light source	LED-6/18W / 1050 mA - 3000 K
CRI	80
Power supply	EC
LEDs	6
Rated input power	21 W

Nominal Lumen (lm)

LED Lumen	430
Total Lumen	2580
T _j	85


Rated lumens (lm)

LED Lumen	341.1
Total Lumen	2046.6
T _a	25



Specifications

Material description

Body	Stainless steel construction
Lens	Safety glass lens, max. load 5 tonnes
Colours	 Stainless Steel
Gasket	Silicone rubber gasket
Fasteners	PCS Polymer Coated Stainless Steel Hardware (unpainted)
Ingress protection	IP67
Impact resistance	IK10+

Electrical description

Power supply	230V / 50 Hz
Driver / Ballast	Integral EC electronic converter
Termination	Junction box supplied


Additional information

Warranty	The product is supplied with 10-year warranty. Please refer to the LED Warranty Statement located on www.we-ef.com for further details. Warranty void if installed without proper drainage.
----------	--

Mounting Accessories

Installation cover

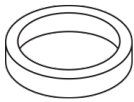
Description	Part ID	C1
Installation cover BE	185-0325	250



Optical Accessories

Optical Adaptor

Description	Part ID
Internal optical Adaptor IA	185-7420



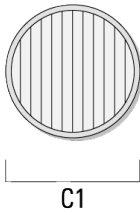
Linear louvre

Description	Part ID	C1
Linear louvre IL	185-9677	81




Linear spread lens

Description	Part ID	C1
Linear spread lens IO-180	185-9678	98



Surface wash lens

Description	Part ID	C1
Flood lens IO-360	185-9679	98



Colour filter

Description	Part ID
Colour filter IF	on request

