



Description

IP66, Class I. IK07. Marine-grade, die-cast aluminium alloy. 5CE superior corrosion protection + primer including PCS hardware. Silicone CCG® gasket. Safety glass lens. Two cable entries. Integral EC electronic converter in thermally separated compartment. CAD-optimised optics for superior illumination and glare control. OLC® One LED Concept. Factory installed LED circuit board. The luminaire is factory- sealed and does not need to be opened during the installation.

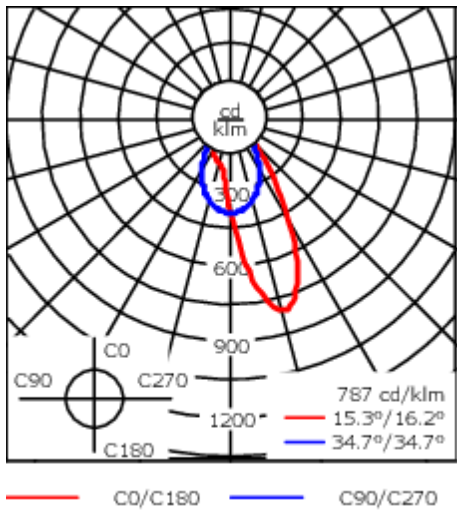
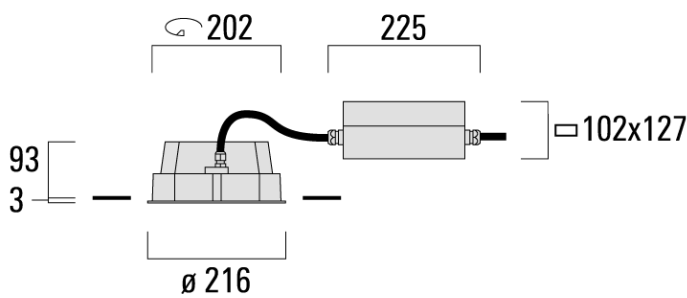
A pre-installation blackout, proud or flush, is available and recommended for mounting in concrete ceilings. To be ordered separately.

2700 K option available on request.

Weight	4.00 kg
Light distribution	wallwash [A20]
Light source	LED-24/48W / 700 mA - 4000 K
CRI	80
Power supply	EC
LEDs	24
Rated input power	54 W

Nominal Lumen (lm)	
LED Lumen	310
Total Lumen	7440
Tj	85

Rated lumens (lm)	
LED Lumen	216.1
Total Lumen	5186.6
Ta	25



Specifications
Material description

Body	Marine-grade die-cast aluminium alloy
Lens	Safety glass lens
Colours	<div><div></div> RAL9004 Signal black</div> <div><div></div> RAL9006 White aluminium</div> <div><div></div> RAL9007 Grey aluminium</div> <div><div></div> RAL9016 Traffic white</div>
Gasket	Silicone CCG® Controlled Compression Gasket
Fasteners	PCS Polymer Coated Stainless Steel Hardware (unpainted)
Ingress protection	IP66
Impact resistance	IK07
Corrosion resistance	5CE+Primer

Electrical description

Power supply	230V / 50 Hz
Driver / Ballast	Integral EC electronic converter in thermally-separated compartment

134-1753+134-1761

DOC140 LED

we-ef

Additional information

Lifetime	Ta=40° L90B10 > 90000h
Warranty	The product is supplied with 10-year warranty. Please refer to the LED Warranty Statement located on www.we-ef.com for further details.

WE-EF LIGHTING Pty Ltd

47 Tarnard Drive, 3195 Braeside, Victoria - Phone: +61 3 8587 0444 - Fax: +61 3 8587 0499
info.australia@we-ef.com - <https://we-ef.com/aus>

Subject to technical changes and errors. - Generated on 07/09/2025

Control

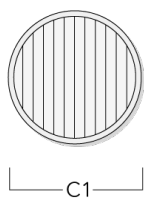
DALI interface

Description	Part ID	C
DALI interface	430-0013	90

Optical Accessories

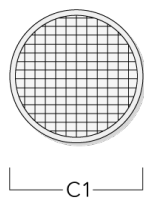
Linear spread lens

Description	Part ID	C1
IO-180-DOC140-LED	134-1760	160



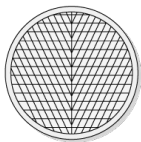
Surface wash lens

Description	Part ID	C1
IO-360-DOC140-LED	134-1762	160



Wallwash lens

Description	Part ID	C1
IO-20-WW-DOC140-LED	134-1761	160

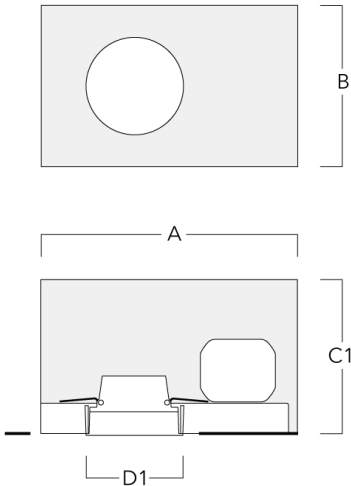


C1

Mounting Accessories

Installation blackout, proud

Description	Part ID	A	B	C1	D1
BD014-I	134-1763	443	324	192	216



Installation blackout, flush with shadow line

Description	Part ID	A	B	C1	D1	D2
BD014-III	134-1764	443	324	192	216	267

