

DOC140 LED [For Remodel]



Description

DOC140 LED for remodel projects. For new construction, see DOC140 LED [New Construction] version.

IP66, Class I. IK07. Marine-grade, die-cast aluminum alloy. 5CE superior corrosion protection including PCS hardware. Silicone CCG® Controlled Compression Gasket. Safety glass lens. Separate IP66 driver housing. CAD-optimized optics for superior illumination and glare control. OLC® One LED Concept. Factory installed LED circuit board. 0-10V Dimming comes standard with luminaire.

A pre-installation blackout, proud or flush, is available and recommended for mounting in concrete ceilings; to be ordered separately.

Specify product with 7 Digit product code - Finish Color. Accessories, such as mounting, optical, and electrical, must be specified separately.

Example: XXX-XXXX - 9004 (Black)
+ XXX-XXXX (Accessory 1)

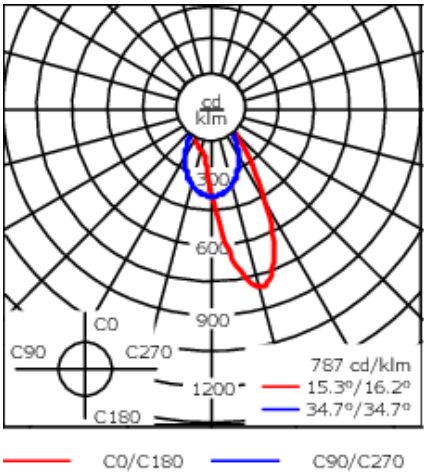
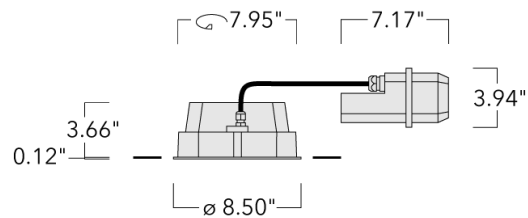
Weight	8.81 lb
Light distribution	wallwash [A20]
Light source	LED-24/48W / 700 mA - 4000 K
CRI	80
Power supply	electronic gear
LEDs	24
Rated input power	54 W

Nominal Lumen (lm)	
LED Lumen	310
Total Lumen	7440
Tj	85

Delivered lumens (lm)	
LED Lumen	216.1
Total Lumen	5186.6
Ta	25

WE-EF LIGHTING USA, LLC

410-D Keystone Drive, 15086 Warrendale, PA 15086 - Phone: +1 724 742 0030
customersupport.usa@we-ef.com - <https://we-ef.com/us>
Subject to technical changes and errors. - Generated on 08/15/2025



Specifications

Material description

Body	Marine-grade, die-cast aluminium alloy
Lens	Safety glass lens
Colors	<div><div></div> RAL9004 Black</div> <div><div></div> RAL9007 Grey Metallic</div> <div><div></div> RAL9016 White</div> <div><div></div> RAL8019 Dark Bronze</div>
Gasket	Silicone CCG® Controlled Compression Gasket
Fasteners	PCS Polymer Coated Stainless Steel Hardware
Ingress protection	IP66
Impact resistance	IK07
Corrosion resistance	5CE

Electrical description

Power supply	Integral [ECG] electronic driver 120V-277V. 0-10V dimmable, to be specified with order.
Driver / Ballast	Integral EC electronic converter in thermally-separated compartment

134-1753+134-1761



DOC140 LED [For Remodel]

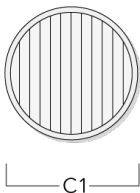
Additional information

Lifetime	Ta=25°/40° L90B10 > 90000h
Listings	Contact WE-EF USA for ETL/UL certification status.

Optical Accessories

Linear spread lens


Description	Part ID	C1
IO-180-DOC140-LED	134-1760	6.29



DOC140 LED [For Remodel]

Softening Lens

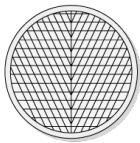
Description	Part ID	C1
IO-360-DOC140-LED	134-1762	6.29



C1

Wallwash lens

Description	Part ID	C1
IO-20-WW-DOC140-LED	134-1761	6.29

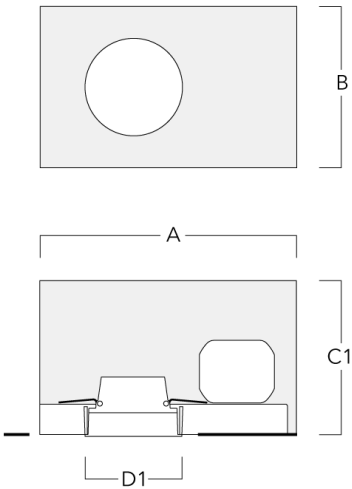


C1

Mounting Accessories

Installation blackout

Description	Part ID	A	B	C1	D1
BD014-I	134-1763	14.45"	12.75"	4.53"	8.5"



Installation blockout, flush with shadow line

Description	Part ID	A	B	C1	D1	D2
BD014-III	134-1764	14.45	12.75	5.70	8.5	10.5

