

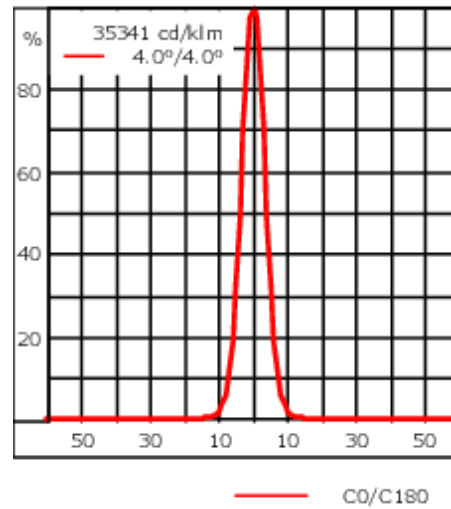


### Description

IP66, Class I. IK07. Marine-grade, die-cast aluminium alloy. 5CE superior corrosion protection including PCS hardware. Silicone CCG® Controlled Compression Gasket. Safety glass lens. One cable gland. Second gland for through wiring on request. Integral EC electronic converter, thermally separated. CAD-optimised optics for superior illumination and glare control. OLC® One LED Concept. Factory installed LED circuit board. 1-10V, DALI Interface or Eco Step Dim® on request. Maximum one internal optical accessory possible.

Optional 2200 K version available. To be specified at time of ordering.

|                           |                                  |
|---------------------------|----------------------------------|
| Weight                    | 4.30 kg                          |
| Light distribution        | symmetric, very narrow beam [EE] |
| Light source              | LED-6/26W / 1400 mA - 3000 K     |
| CRI                       | 80                               |
| Power supply              | EC                               |
| LEDs                      | 6                                |
| Rated input power         | 29 W                             |
| <b>Nominal Lumen (lm)</b> |                                  |
| LED Lumen                 | 550                              |
| Total Lumen               | 3300                             |
| T <sub>j</sub>            | 85                               |
| <b>Rated lumens (lm)</b>  |                                  |
| LED Lumen                 | 478.2                            |
| Total Lumen               | 2869.2                           |
| T <sub>a</sub>            | 25                               |



## Specifications

### Material description

|                      |  |
|----------------------|--|
| Body                 | Marine-grade, die-cast aluminium alloy   |
| Lens                 | Safety glass lens  |
| Colours              | <div style="display: flex; flex-direction: column; gap: 5px;"> <div><span style="display: inline-block; width: 20px; height: 10px; background-color: black; margin-right: 5px;"></span> RAL9004 Signal black</div> <div><span style="display: inline-block; width: 20px; height: 10px; background-color: #cccccc; margin-right: 5px;"></span> RAL9006 White aluminium</div> <div><span style="display: inline-block; width: 20px; height: 10px; background-color: #808080; margin-right: 5px;"></span> RAL9007 Grey aluminium</div> <div><span style="display: inline-block; width: 20px; height: 10px; background-color: #333333; margin-right: 5px;"></span> RAL7016 Anthracite grey</div> <div><span style="display: inline-block; width: 20px; height: 10px; background-color: #e0e0e0; margin-right: 5px;"></span> RAL9016 Traffic white</div> </div> |
| Gasket               | Silicone CCG® Controlled Compression Gasket  |
| Fasteners            | PCS Polymer Coated Stainless Steel Hardware  |
| Ingress protection   | IP66   |
| Impact resistance    | IK07   |
| Corrosion resistance | 5CE  |
| Windage              | 0.030 m <sup>2</sup>   |

### Electrical description

|                  |   |
|------------------|---|
| Power supply     | 220-240V / 50-60 Hz   |
| Driver / Ballast | Standard. Optional DALI version available. To be specified at time of ordering. |
| Power factor     | > 0.9   |
| Surge protection | 6/6 kV (optional SP10)  |

**139-2030**

**FLC220 LED**

**we-ef**

**Additional information**

---

Lifetime Ta=25° L90B10 > 90000h

Energy efficiency class C-D (Light source)

---

**Fagerhult Lighting Ltd**

33-34 Dolben Street, SE1 0UQ London, United Kingdom

<https://we-ef.com/uk>

Subject to technical changes and errors. - Generated on 20/04/2025

**Mounting Accessories**

**Short post EM**

| Description | Part ID  | D1  | D2  | H1  | M1 | Weight (kg) |
|-------------|----------|-----|-----|-----|----|-------------|
| EM1-M16 AL  | 270-9038 | 160 | 130 | 203 | 9  | 2           |



**Floodlight mounting bracket TA**

| Description                                | Part ID  | A | C1  | D x L1    | Weight (kg) | D x S     |
|--|----------|---|-----|-----------|-------------|-----------|
| TA1 Mounting bracket, single (Ø 108 x 200) | 147-0096 |   | 130 | 108 x 200 | 7.50        | 108 x 200 |



| Description                                | Part ID  | A | C1  | D x L1    | Weight (kg) | D x S     |
|--|----------|---|-----|-----------|-------------|-----------|
| TA2 Mounting bracket, double (Ø 108 x 200) | 147-0097 |   | 130 | 108 x 200 | 7.50        | 108 x 200 |



|   |          |      |     |          |       |          |
|---|----------|------|-----|----------|-------|----------|
| TA3 Mounting bracket, triple (Ø 89 x 200) | 147-0025 | ±90° | 650 | 89 x 200 | 17.90 | 89 x 200 |
|---|----------|------|-----|----------|-------|----------|



| Description                                | Part ID  | A    | C1  | D x L1    | Weight (kg) | D x S     |
|--|----------|------|-----|-----------|-------------|-----------|
| TA3 Mounting bracket, triple (Ø 108 x 200) | 147-0098 | ±90° | 650 | 108 x 200 | 24.20       | 108 x 200 |

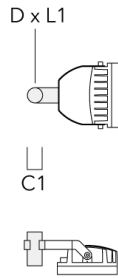


|  |          |  |     |          |      |          |
|--|----------|--|-----|----------|------|----------|
| TA2 Mounting bracket, double* (Ø 76 x 200) | 147-0024 |  | 130 | 76 x 200 | 1.90 | 76 x 200 |
|--|----------|--|-----|----------|------|----------|



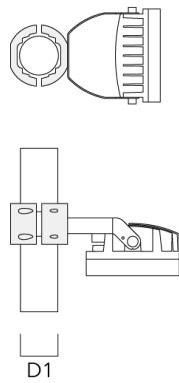
**FLC220 LED**

| Description                                | Part ID  | A | C1  | D × L1   | Weight (kg) | D × S    |
|--|----------|---|-----|----------|-------------|----------|
| TA1 Mounting bracket, single* (Ø 76 x 200) | 147-0023 |   | 130 | 76 x 200 | 1.50        | 76 x 200 |

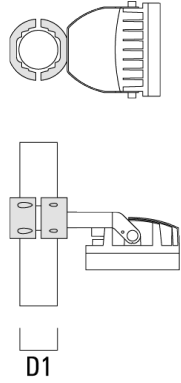


**Pole clamp TS**

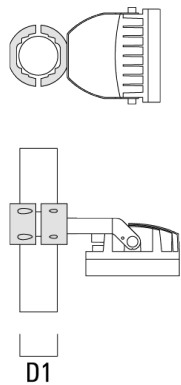
| Description                              | Part ID  | D1      | Weight (kg) | D       |
|--|----------|---------|-------------|---------|
| TS1-2/M12 Pole clamp, single (Ø 102-114) | 147-0526 | 102-114 | 1.50        | 102-114 |



| Description                              | Part ID  | D1      | Weight (kg) | D       |
|--|----------|---------|-------------|---------|
| TS1-2/M12 Pole clamp, single (Ø 114-133) | 147-0544 | 114-133 | 1.70        | 114-133 |



|  |          |       |      |       |
|--|----------|-------|------|-------|
| TS1-2/M12 Pole clamp, single (Ø 76-89) | 147-0543 | 76-89 | 1.40 | 76-89 |
|--|----------|-------|------|-------|





---

| Description                            | Part ID  | D1    | Weight (kg) | D     |
|--|----------|-------|-------------|-------|
| TS2-2/M12 Pole clamp, double (Ø 76-89) | 147-0545 | 76-89 | 1.40        | 76-89 |

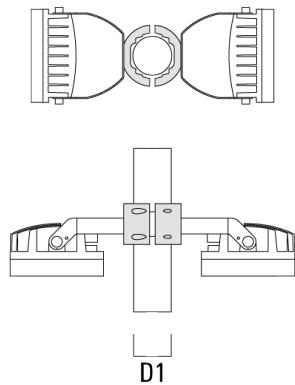
---



---

|  |          |         |      |         |
|--|----------|---------|------|---------|
| TS2-2/M12 Pole clamp, double (Ø 114-133) | 147-0546 | 114-133 | 1.60 | 114-133 |
|--|----------|---------|------|---------|

---



**139-2030**

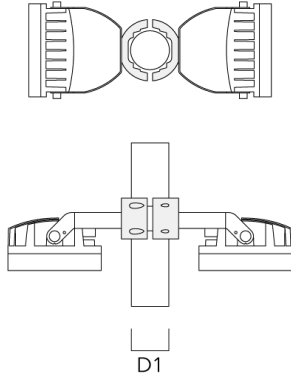
**FLC220 LED**

**we-ef**

---

| Description                              | Part ID  | D1      | Weight (kg) | D       |
|--|----------|---------|-------------|---------|
| TS2-2/M12 Pole clamp, double (Ø 102-114) | 147-0527 | 102-114 | 1.50        | 102-114 |

---



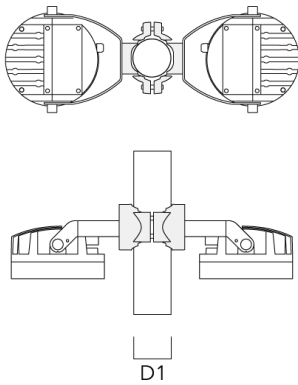
---

### **Pole clamp PC**

---

| Description                               | Part ID  | D1    | Weight (kg) |
|---|----------|-------|-------------|
| PC2 76-89/60 Pole clamp, double (Ø 76-89) | 139-2703 | 76-89 | 1.00        |

---



**Fagerhult Lighting Ltd**

33-34 Dolben Street, SE1 0UQ London, United Kingdom

<https://we-ef.com/uk>

Subject to technical changes and errors. - Generated on 20/04/2025

| Description                               | Part ID  | D1    | Weight (kg) |
|---|----------|-------|-------------|
| PC1 76-89/60 Pole clamp, single (Ø 76-89) | 139-2702 | 76-89 | 1.00        |



|   |          |         |      |
|---|----------|---------|------|
| PC2 102-114/60 Pole clamp, double (Ø 102-114) | 139-2707 | 102-114 | 1.20 |
|---|----------|---------|------|



| Description                                      | Part ID  | D1      | Weight (kg) |
|--|----------|---------|-------------|
| PC1 102-114/60 Pole clamp, single<br>(Ø 102-114) | 139-2706 | 102-114 | 1.20        |



|  |          |         |      |
|--|----------|---------|------|
| PC2 114-133/60 Pole clamp, double<br>(Ø 114-133) | 139-2709 | 114-133 | 1.40 |
|--|----------|---------|------|



**139-2030**

**FLC220 LED**

**we-ef**

---

| Description                                      | Part ID  | D1      | Weight (kg) |
|--|----------|---------|-------------|
| PC1 114-133/60 Pole clamp, single<br>(Ø 114-133) | 139-2708 | 114-133 | 1.40        |

---



---

|  |          |        |      |
|--|----------|--------|------|
| PC2 82-109/60 Pole camp, double (Ø 82-109) | 139-2705 | 82-109 | 1.10 |
|--|----------|--------|------|

---



**Fagerhult Lighting Ltd**

33-34 Dolben Street, SE1 0UQ London, United Kingdom

<https://we-ef.com/uk>

Subject to technical changes and errors. - Generated on 20/04/2025

**139-2030**

**FLC220 LED**

**we-ef**

---

| Description                                | Part ID  | D1     | Weight (kg) |
|--|----------|--------|-------------|
| PC1 82-109/60 Pole camp, single (Ø 82-109) | 139-2704 | 82-109 | 1.10        |

---



D1

139-2030

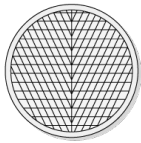
FLC220 LED

**we-ef**

## Optical Accessories

### Wallwash lens

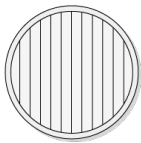
| Description      | Part ID  | C1  |
|------------------|----------|-----|
| IO-20-FLC220-LED | 139-2035 | 146 |



C1

### Linear spread lens

| Description       | Part ID  | C1  |
|-------------------|----------|-----|
| IO-180-FLC220-LED | 139-2036 | 146 |



C1

#### Fagerhult Lighting Ltd

33-34 Dolben Street, SE1 0UQ London, United Kingdom

<https://we-ef.com/uk>

Subject to technical changes and errors. - Generated on 20/04/2025

**139-2030**

**FLC220 LED**

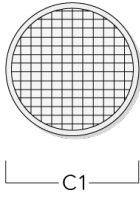
**we-ef**

**Flood lens**

---

| Description       | Part ID  | C1  |
|-------------------|----------|-----|
| IO-360-FLC220-LED | 139-2037 | 146 |

---



---

**Honeycomb louvre**

---

| Description               | Part ID  | C1  |
|---------------------------|----------|-----|
| IW-FLC220-LED - [EE][EES] | 139-2034 | 138 |

---





139-2030

FLC220 LED

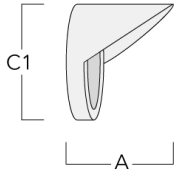
**we-ef**

**Glare shield**

---

| Description   | Part ID  | A   | C1  |
|---------------|----------|-----|-----|
| ES-FLC220-LED | 139-1986 | 125 | 190 |

---



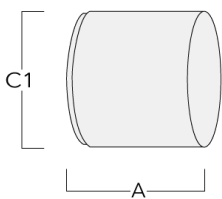
---

**Snoot**

---

| Description   | Part ID  | A   | C1  |
|---------------|----------|-----|-----|
| ET-FLC220-LED | 139-1987 | 125 | 190 |

---



**139-2030**

**FLC220 LED**

**we-ef**

## **Control**

### **R2C Ready to Connect**

| Description                | Part ID  |
|----------------------------|----------|
| R2C Ready to Connect (top) | 430-0019 |

**Fagerhult Lighting Ltd**

33-34 Dolben Street, SE1 0UQ London, United Kingdom

<https://we-ef.com/uk>

Subject to technical changes and errors. - Generated on 20/04/2025