

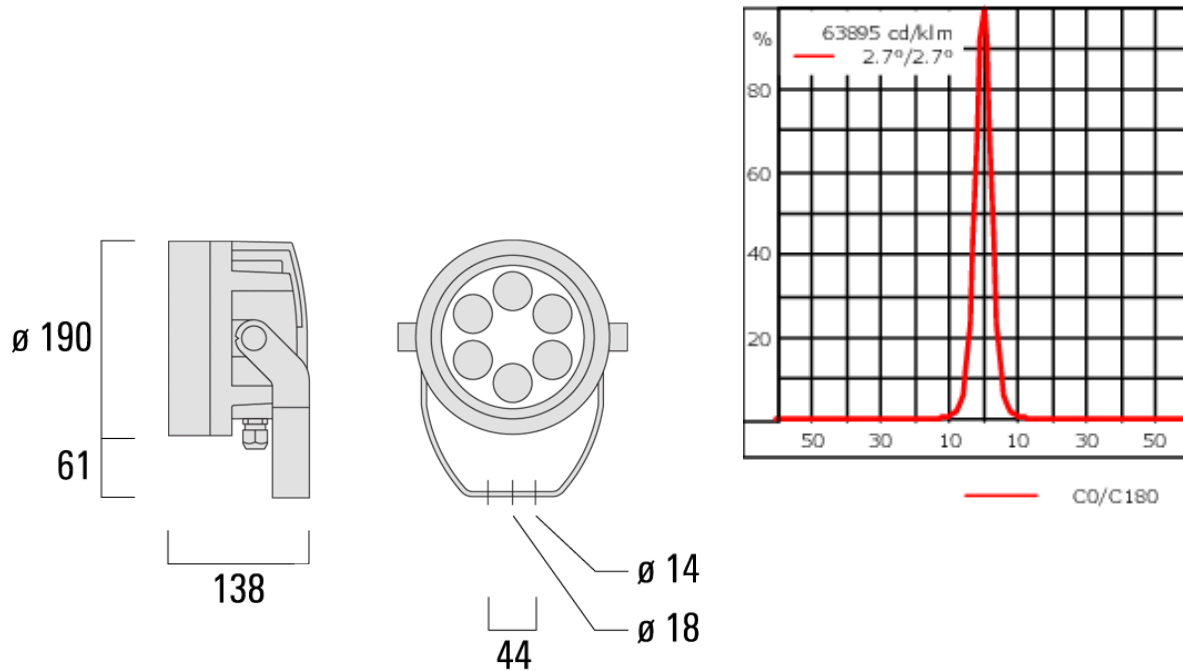


Description

IP66, Class I. IK07. Marine-grade, die-cast aluminium alloy. 5CE superior corrosion protection + primer including PCS hardware. Silicone CCG® Controlled Compression Gasket. Safety glass lens. Two cable glands for improved wiring flexibility. Integral EC electronic converter, thermally separated. CAD-optimised optics for superior illumination and glare control. OLC® One LED Concept. Factory installed LED circuit board. 1-10V, DALI Interface or Eco Step Dim_R_ on request. Maximum one internal optical accessory possible.

Optional 2200 K version available. To be specified at time of ordering.

| | |
|---------------------------|--|
| Weight | 4.30 kg |
| Light distribution | symmetric, very narrow beam, sharp cut-off [EES] |
| Light source | LED-6/12W / 700 mA - 3000 K |
| CRI | 80 |
| Power supply | EC |
| LEDs | 6 |
| Rated input power | 14.5 W |
| Nominal Lumen (lm) | |
| LED Lumen | 229.7 |
| Total Lumen | 1378 |
| Tj | 85 |
| Rated lumens (lm) | |
| LED Lumen | 205.8 |
| Total Lumen | 1234.8 |
| Ta | 25 |



Specifications

Material description

| | |
|----------------------|--|
| Body | Marine-grade, die-cast aluminium alloy |
| Lens | Safety glass lens |
| Colours | <div style="display: flex; align-items: center;"> <div style="width: 20px; height: 15px; background-color: black; margin-right: 5px;"></div> RAL9004 Signal black </div> <div style="display: flex; align-items: center; margin-top: 5px;"> <div style="width: 20px; height: 15px; background-color: #cccccc; margin-right: 5px;"></div> RAL9006 White aluminium </div> <div style="display: flex; align-items: center; margin-top: 5px;"> <div style="width: 20px; height: 15px; background-color: #808080; margin-right: 5px;"></div> RAL9007 Grey aluminium </div> |
| Gasket | Silicone CCG® Controlled Compression Gasket |
| Fasteners | PCS Polymer Coated Stainless Steel Hardware (unpainted) |
| Ingress protection | IP66 |
| Impact resistance | IK07 |
| Corrosion resistance | 5CE+Primer |
| Windage | 0.030 m ² |

139-2007

FLC220 LED

we-ef

Electrical description

| | |
|------------------|---|
| Power supply | 230V / 50 Hz |
| Driver / Ballast | Integral EC electronic convertor in thermally-separated compartment |

Additional information

| | |
|----------|--|
| Lifetime | Ta=40° L90B10 > 90000h |
| Warranty | The product is supplied with 10-year warranty. Please refer to the LED Warranty Statement located on www.we-ef.com for further details. |

WE-EF LIGHTING Pty Ltd

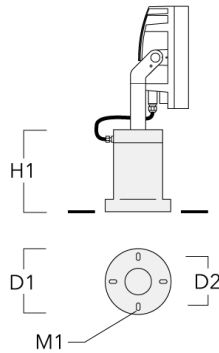
47 Tarnard Drive, 3195 Braeside, Victoria - Phone: +61 3 8587 0444 - Fax: +61 3 8587 0499
info.australia@we-ef.com - <https://we-ef.com/aus>

Subject to technical changes and errors. - Generated on 19/04/2025

Mounting Accessories

Short post EM

| Description | Part ID | D1 | D2 | H1 | M1 | Weight (kg) |
|-------------|----------|-----|-----|-----|----|-------------|
| EM1-M16 AL | 270-9038 | 160 | 130 | 203 | 9 | 2.10 |



Floodlight mounting bracket TA

| Description | Part ID | A | C1 | D x L1 | Weight (kg) | D x S |
|--|----------|---|-----|-----------|-------------|-----------|
| TA1 Mounting bracket, single (Ø 108 x 200) | 147-0096 | | 130 | 108 x 200 | 7.50 | 108 x 200 |



FLC220 LED

| Description | Part ID | A | C1 | D × L1 | Weight (kg) | D × S |
|--|----------|---|-----|-----------|-------------|-----------|
| TA2 Mounting bracket, double (Ø 108 x 200) | 147-0097 | | 130 | 108 x 200 | 7.50 | 108 x 200 |



| | | | | | | |
|---|----------|------|-----|----------|-------|----------|
| TA3 Mounting bracket, triple (Ø 89 x 200) | 147-0025 | ±90° | 650 | 89 x 200 | 17.90 | 89 x 200 |
|---|----------|------|-----|----------|-------|----------|

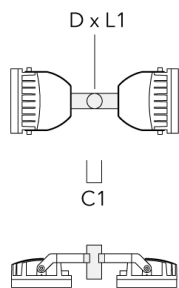


FLC220 LED

| Description | Part ID | A | C1 | D x L1 | Weight (kg) | D x S |
|--|----------|------|-----|-----------|-------------|-----------|
| TA3 Mounting bracket, triple (Ø 108 x 200) | 147-0098 | ±90° | 650 | 108 x 200 | 24.20 | 108 x 200 |

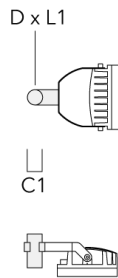


| | | | | | | |
|--|----------|--|-----|----------|------|----------|
| TA2 Mounting bracket, double* (Ø 76 x 200) | 147-0024 | | 130 | 76 x 200 | 1.90 | 76 x 200 |
|--|----------|--|-----|----------|------|----------|



FLC220 LED

| Description | Part ID | A | C1 | D × L1 | Weight (kg) | D × S |
|--|----------|---|-----|----------|-------------|----------|
| TA1 Mounting bracket, single* (Ø 76 x 200) | 147-0023 | | 130 | 76 x 200 | 1.50 | 76 x 200 |



Planted root

| Description | Part ID | D1 | D2 | D3 | D4 | H1 | H2 | M1 | T1 | T2 | Weight (kg) |
|-------------------|-------------|-----|-----|----|----|-----|-----|----|-----|----------|-------------|
| Planted root ESV4 | 300-0461-AP | 150 | 130 | 60 | 89 | 400 | 350 | 8 | 200 | 50 x 100 | 3.85 |



Pole clamp TS

| Description | Part ID | D1 | Weight (kg) | D |
|--|----------|---------|-------------|---------|
| TS2-2/M12 Pole clamp, double (Ø 102-114) | 147-0527 | 102-114 | 1.50 | 102-114 |

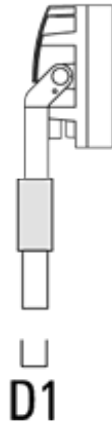
**Spigot cap KF**

| Description | Part ID | D1 | Weight (kg) |
|---------------------------------|----------|----------|-------------|
| KF1-M16 Spigot Cap (ø 60 x 100) | 310-9120 | 60 x 100 | 1.40 |



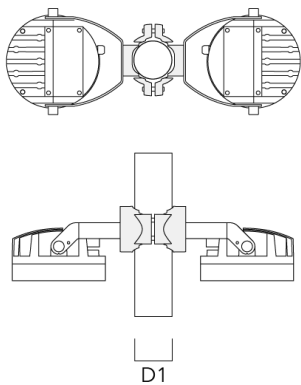
FLC220 LED

| Description | Part ID | D1 | Weight (kg) |
|---------------------------------|----------|----------|-------------|
| KF1-M16 Spigot Cap (ø 76 x 100) | 310-9121 | 76 x 100 | 2.2 |



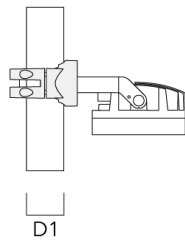
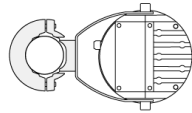
Pole clamp PC - Rotatable

| Description | Part ID | D1 | Weight (kg) |
|---|----------|-------|-------------|
| PC2 76-89/60 Pole clamp, double (Ø 76-89) | 139-2703 | 76-89 | 1.00 |

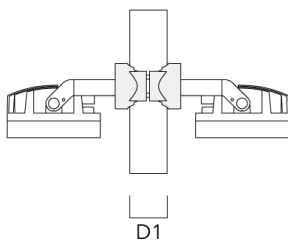
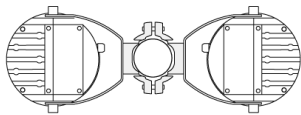


FLC220 LED

| Description | Part ID | D1 | Weight (kg) |
|---|----------|-------|-------------|
| PC1 76-89/60 Pole clamp, single (Ø 76-89) | 139-2702 | 76-89 | 1.00 |

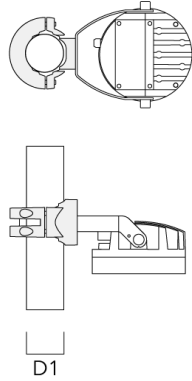


| | | | |
|---|----------|---------|------|
| PC2 102-114/60 Pole clamp, double (Ø 102-114) | 139-2707 | 102-114 | 1.20 |
|---|----------|---------|------|

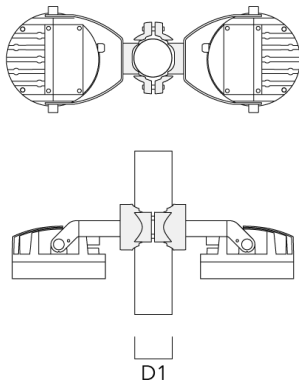


FLC220 LED

| Description | Part ID | D1 | Weight (kg) |
|--|----------|---------|-------------|
| PC1 102-114/60 Pole clamp, single (Ø 102-114) | 139-2706 | 102-114 | 1.20 |



| | | | |
|--|----------|---------|------|
| PC2 114-133/60 Pole clamp, double (Ø 114-133) | 139-2709 | 114-133 | 1.40 |
|--|----------|---------|------|



FLC220 LED

| Description | Part ID | D1 | Weight (kg) |
|--|----------|---------|-------------|
| PC1 114-133/60 Pole clamp, single (Ø 114-133) | 139-2708 | 114-133 | 1.40 |



| | | | |
|--|----------|--------|------|
| PC2 82-109/60 Pole camp, double (Ø 82-109) | 139-2705 | 82-109 | 1.10 |
|--|----------|--------|------|



| Description | Part ID | D1 | Weight (kg) |
|--|----------|--------|-------------|
| PC1 82-109/60 Pole camp, single (Ø 82-109) | 139-2704 | 82-109 | 1.10 |



Control**1-10 V analogue dimming interface**

| Description | Part ID | C |
|-----------------------------------|----------|----|
| 1-10 V analogue dimming interface | 430-0011 | 90 |

R2C Ready to Connect

| Description | Part ID |
|----------------------------|----------|
| R2C Ready to Connect (top) | 430-0019 |

DALI interface

| Description | Part ID | Additional information |
|----------------|----------|--|
| DALI interface | 430-0013 | DALI variant. The luminaire is equipped with a DT6 Dali driver (Dali 2.0). |

Dali 2.0

- Application controllers and Input devices defined
- Single-masters and multi-masters allowed
- Event priorities defined
- Separate addressing & grouping from control gear

Note: Mixing Dali 1 and Dali 2.0 drivers can cause problems because the addressing and the command scope has changed!

Optical Accessories

Wallwash lens

| Description | Part ID | C1 |
|----------------------|----------|-----|
| Wallwash lens IO-20° | 139-2035 | 146 |



Linear spread lens

| Description | Part ID | C1 |
|-------------------|----------|-----|
| IO-180-FLC220-LED | 139-2036 | 146 |



Surface wash lens

| Description | Part ID | C1 |
|-------------------|----------|-----|
| IO-360-FLC220-LED | 139-2037 | 146 |



Honeycomb louvre

| Description | Part ID | C1 |
|---------------|----------|-----|
| IW-FLC220-LED | 139-2034 | 138 |



Glare shield

| Description | Part ID | A | C1 |
|---------------|----------|-----|-----|
| ES-FLC220-LED | 139-1986 | 125 | 190 |



Snoot

| Description | Part ID | A | C1 |
|---------------|----------|-----|-----|
| ET-FLC220-LED | 139-1987 | 125 | 190 |

