

FLC121 LED REMOTE



Description

IP66. Class I. IK07. Marine-grade, die-cast aluminum alloy. 5CE superior corrosion protection including PCS hardware. Silicone CCG® Controlled Compression Gasket. Safety glass lens. Remote driver & cable (to length) ordered separately. CAD-optimized optics for superior illumination and glare control. OLC® One LED Concept. Factory-installed LED circuit board. Luminaire is factory-sealed and does not need to be opened during installation.

Knuckle permits 350° horizontal and 90° vertical aiming of optics.

Specify product with 7 Digit product code - Finish Color. Accessories, such as mounting, optical, and electrical, must be specified separately.

Example: XXX-XXXX-9004 (Black)
+ XXX-XXXX (Accessory 1)

Weight	3.75 lb
Light distribution	linear spread, very narrow beam [VN]
Light source	LED-6/12W / 700 mA - 4000 K
CRI	80
Power supply	electronic gear
LEDs	6
Rated input power	14.5 W

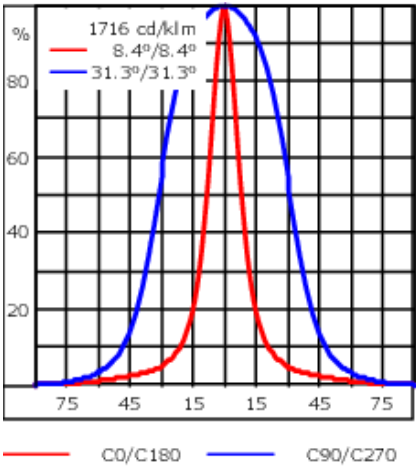
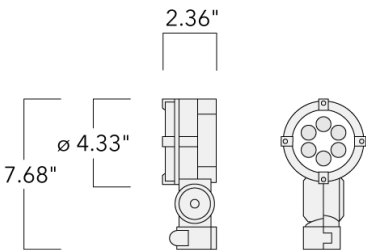
Nominal Lumen (lm)

LED Lumen	310
Total Lumen	1860
Tj	85

Delivered lumens (lm)

LED Lumen	247
Total Lumen	1481.9
Ta	25

FLC121 LED REMOTE



Specifications
Material description

Table with 2 columns: Component and Description. Rows include Body (Marine-grade die-cast aluminium alloy), Lens (Clear tempered glass lens), Colors (RAL9004 Black, RAL9007 Grey Metallic, RAL9016 White, RAL8019 Dark Bronze), Gasket (Silicone rubber gasket), Fasteners (PCS Polymer Coated Stainless Steel hardware), Ingress protection (IP66), Impact resistance (IK07), and Corrosion resistance (5CE).

Electrical description

Table with 2 columns: Component and Description. Rows include Power supply (120V-277V. 0-10V dimmable, to be specified with order. Ordered Separately), Driver / Ballast (Remote EC electronic converter (sold seperatly)), and Surge protection (Integral 10kV Surge Protector).

FLC121 LED REMOTE

Additional information

Ambient Temperature	Ta less than 25 deg C
Listings	ETL, UL-1598, CSA-C22.2#250.0. Suitable for Wet Locations.

Optical Accessories

Snoot

Description	Part ID	A	C1
Snoot ET	145-0030	2.36"	4.72"



FLC121 LED REMOTE

Linear spread lens

Description	Part ID	C1
IO-180-FLC121-LED	145-0050	3.19"



Softening Lens

Description	Part ID	C1
IO-360-FLC121-LED	145-0142	3.20



FLC121 LED REMOTE

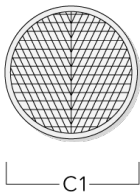
Honeycomb louvre

Description	Part ID	C1
IW-FLC121-LED	145-0143	3.20



Wallwash lens

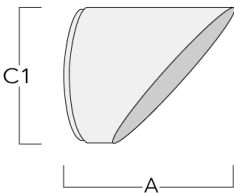
Description	Part ID	C1
IO-20-WW-FLC121-LED	145-0145	3.19"



FLC121 LED REMOTE

Glare shield

Description	Part ID	A	C1
Glare shield ES	145-9192	4.02	4.69



FLC121 LED REMOTE

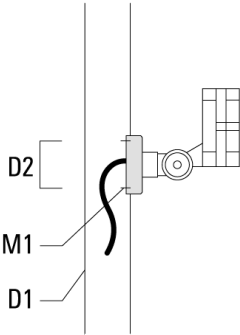
Mounting Accessories

Threaded Nipple

Description	Part ID	Weight (lb)
3/4 inch Threaded Nipple	145-6903	0.24
1/2 inch Threaded Nipple	145-6902	0.2

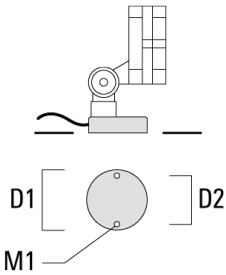
Flat surface and Column fitter

Description	Part ID	D1	D2	M1	Weight (lb)
Column fitter FLC100	145-9536	≥ 3.0	2.75	0.23	0.44 lbs



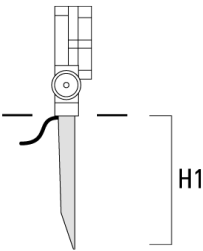
FLC121 LED REMOTE

Description	Part ID	D1	D2	M1	Weight (lb)
Flat surface fitter FLC100	145-9535	3.93	3.34	0.25	0.44



Ground spike EF

Description	Part ID	A	H1	Weight (lb)
Ground spike EF1	310-9102	10.63	10.62	2.64



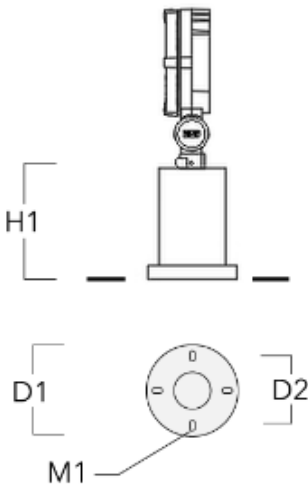
FLC121 LED REMOTE

Tree Strap Mounting System

Description	Part ID	Weight (lb)
FLC100 Tree Strap Mount	146-6200	0.84

Short post EM

Description	Part ID	D1	D2	H1	M1	Weight (lb)
EM1-2/M16	146-6950	6.3	5.12	7.87	0.35	3



FLC121 LED REMOTE

Electrical Accessories

REMOTE Driver

Description	Part ID	Additional information
FLC121 REMOTE Driver (1-2 Luminaires)	146-6900	
FLC121 REMOTE Driver (For 3-4 Luminaires)	146-6901	FLC121 IP67-Rated Driver