



Description

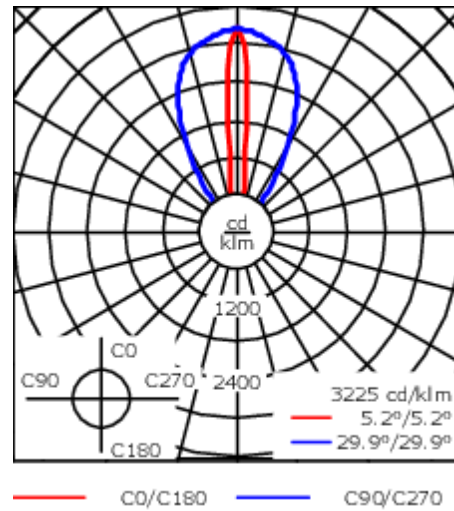
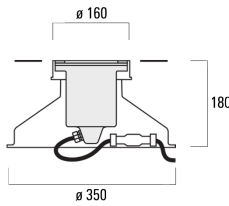
IP69. IK10+. Stainless steel construction including PCS hardware. Safety glass lens; max. load 5 tonnes. Luminaire can be driven over at low speed. Silicone rubber gasket. Anti-wick technology, equipped with a cable gland and 0.5 meters of flexible, PVC-free cable.

Integral EC electronic converter. Advanced thermal management protects LEDs while optimising lumens output. Removable LED boards for upgrading. CAD-optimised optics for superior illumination and glare control. OLC® One LED Concept.

Luminaire installation blackout and sealable junction box included in supply.


| | |
|---------------------------|--|
| Weight | 3.50 kg |
| Light distribution | linear spread, very narrow beam, sharp cut-off [EES] |
| Light source | LED-6/12W / 700 mA - 3000 K |
| CRI | 80 |
| Power supply | EC |
| LEDs | 6 |
| Rated input power | 14.5 W |
| Nominal Lumen (lm) | |
| LED Lumen | 290 |
| Total Lumen | 1740 |
| Tj | 85 |
| Rated lumens (lm) | |
| LED Lumen | 249.3 |
| Total Lumen | 1495.8 |
| Ta | 25 |

ETC320-FS LED



Specifications

Material description

| | |
|--------------------|---|
| Body | Stainless steel construction |
| Lens | Safety glass lens, max. load 5 tonnes |
| Colours |  Stainless Steel |
| Gasket | Silicone rubber gasket |
| Fasteners | PCS hardware |
| Ingress protection | IP69 |
| Impact resistance | IK10+ |

Electrical description

| | |
|------------------|----------------------------------|
| Driver / Ballast | Integral EC electronic converter |
|------------------|----------------------------------|

Additional information

| | |
|----------|--|
| Warranty | |
|----------|--|

185-7690+146-0418

ETC320-FS LED

we-ef

Control

DALI interface

| Description | Part ID |
|----------------|----------|
| DALI interface | 430-0013 |

1-10 V analogue dimming interface

| Description | Part ID |
|-----------------------------------|----------|
| 1-10 V analogue dimming interface | 430-0011 |

WE-EF LIGHTING (Thailand) Co., Ltd.

57 Moo 5, Kingkaew Rd., Bangplee, 10540 Samutprakarn - Phone: +66 2 738 96 20 - Fax: +66 2 738 96 29

<https://we-ef.com/asia>

Subject to technical changes and errors. - Generated on 16/08/2025

185-7690+146-0418

ETC320-FS LED

we-ef

Mounting Accessories

Installation cover

| Description | Part ID | C1 |
|-----------------------|----------|-----|
| Installation cover BE | 185-0796 | 160 |



C1

WE-EF LIGHTING (Thailand) Co., Ltd.

57 Moo 5, Kingkaew Rd., Bangplee, 10540 Samutprakarn - Phone: +66 2 738 96 20 - Fax: +66 2 738 96 29

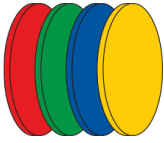
<https://we-ef.com/asia>

Subject to technical changes and errors. - Generated on 16/08/2025

Optical Accessories

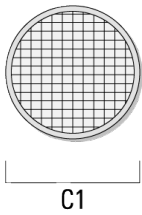
Colour filter

| Description | Part ID |
|------------------|------------|
| Colour filter IF | on request |



Flood lens

| Description | Part ID | C1 |
|-------------------|----------|----|
| Flood lens IO-360 | 146-0419 | 96 |



ETC320-FS LED

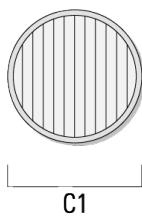
Linear louvre

| Description | Part ID | C1 |
|------------------|----------|-----|
| Linear louvre IL | 185-7133 | 110 |



Linear spread lens

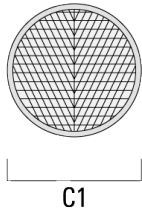
| Description | Part ID | C1 |
|---------------------------|----------|-----|
| Linear spread lens IO-180 | 146-0418 | 110 |



ETC320-FS LED

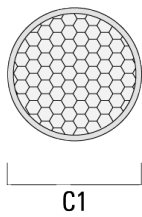
Wallwash lens

| Description | Part ID | C1 |
|---------------------|----------|-----|
| Wallwash lens IO-20 | 185-7029 | 110 |



Honeycomb louvre

| Description | Part ID | C1 |
|---------------------|----------|-----|
| Honeycomb louvre IW | 146-0625 | 110 |



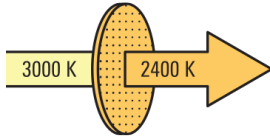
185-7690+146-0418

we-ef

ETC320-FS LED

Colour correction filter

| Description | Part ID |
|------------------|----------|
| IF-3000K > 2400K | 146-9054 |



WE-EF LIGHTING (Thailand) Co., Ltd.

57 Moo 5, Kingkaew Rd., Bangplee, 10540 Samutprakarn - Phone: +66 2 738 96 20 - Fax: +66 2 738 96 29

<https://we-ef.com/asia>

Subject to technical changes and errors. - Generated on 16/08/2025