



Description

IP67, Class I. IK10+. Stainless steel construction including PCS hardware. Safety glass lens, max. load 5 tonnes. Luminaire can be driven over at low speed. Silicone rubber gasket. Anti-wick technology, equipped with a cable gland and 0.5 meters of flexible, PVC-free cable. Integral EC electronic converter. Advanced thermal management protects LEDs while optimising lumens output. LED module can be easily removed for upgrading. CAD-optimised optics for superior illumination and glare control. Luminaire requires installation blockout and sealable junction box, which are included in supply.

2700 K option available on request.

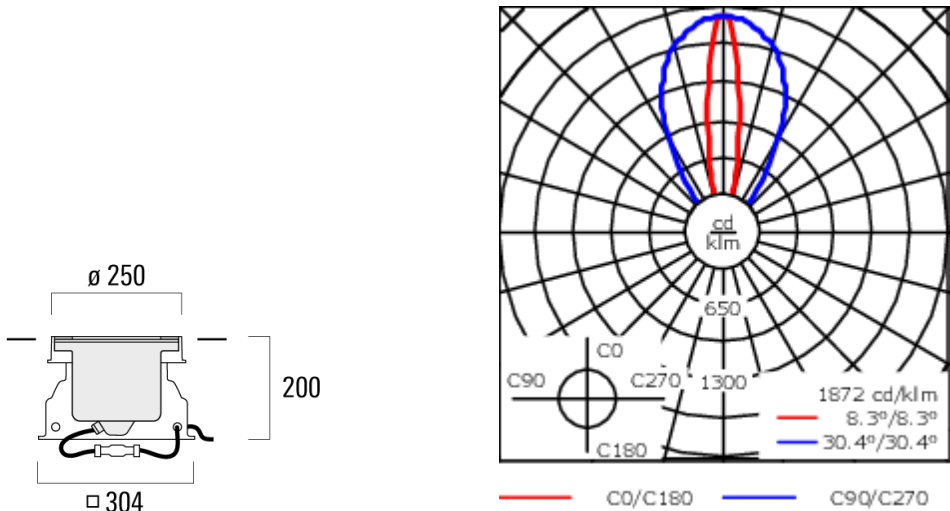
ASC Anti Slip Coating on request.

IMPORTANT! Inground blockouts must be installed with effective drainage, watch [here](https://vimeo.com/672613058).

Weight	6.40 kg
Light distribution	linear spread, very narrow beam [EE]
Light source	LED-12/24W / 700 mA - 3000 K
CRI	80
Power supply	EC
LEDs	12
Rated input power	27 W

Nominal Lumen (lm)	
LED Lumen	290
Total Lumen	3480
Tj	85

Rated lumens (lm)	
LED Lumen	221.8
Total Lumen	2662
Ta	25



Specifications

Material description

Body	Stainless steel construction
Lens	Safety glass lens, max. load 5 tonnes
Colours	<div></div> Stainless Steel
Gasket	Silicone rubber gasket
Fasteners	PCS Polymer Coated Stainless Steel Hardware (unpainted)
Ingress protection	IP67
Impact resistance	IK10+

Electrical description

Power supply	230V / 50 Hz
Driver / Ballast	Integral EC electronic converter
Termination	Junction box supplied


Additional information

Warranty	The product is supplied with 10-year warranty. Please refer to the LED Warranty Statement located on www.we-ef.com for further details. Warranty void if installed without proper drainage.
----------	--

Mounting Accessories

Installation cover

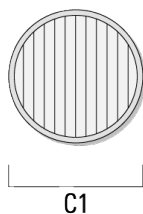
Description	Part ID	C1
Installation cover BE	185-0325	250



Optical Accessories

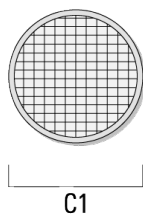
Linear spread lens

Description	Part ID	C1
Linear spread lens IO-180	185-7170	191



Surface wash lens

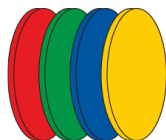
Description	Part ID	C1
Flood lens IO-360	185-7171	191



ETC330-FS LED

Colour filter

Description	Part ID
Colour filter IF	on request



Wallwash lens

Description	Part ID	C1
IO-20-WW-ETC/EVC_30-FS-LED	185-8492	191

