

ETC340-FS LED



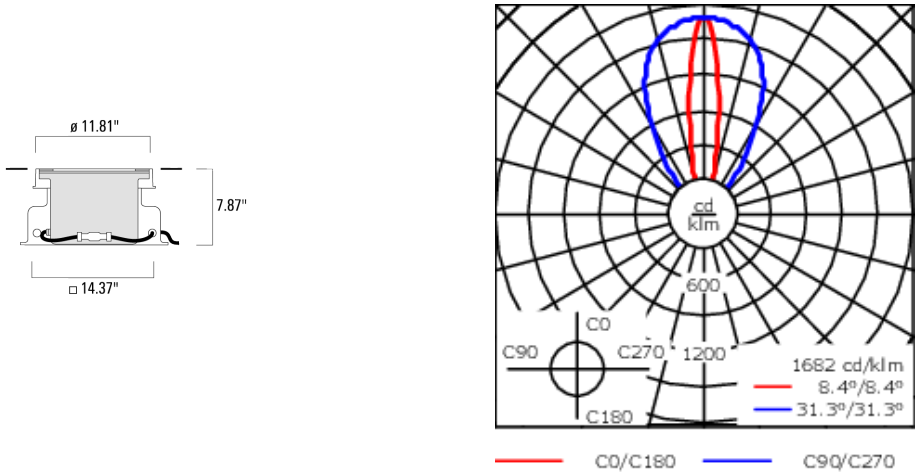
Description

IP69K. Class I. IK10+. Stainless steel construction. PCS hardware. ASC Anti Slip ceramic Coating on request. Silicone CCG® Controlled Compression Gasket. Safety glass lens; max load 5.5 tons (11,000 lbs). Luminaire can be driven over at low speed. Factory-sealed termination chamber complete with cable gland and 3 ft of flexible PVC-free, gel-impregnated anti-wicking cable. CAD-optimized optics for superior illumination and glare control. Integral driver. Advanced thermal management protects LEDs while optimizing lumens output. LED module can be easily removed for upgrading.

The concrete-pour installation blackout is supplied as standard with luminaire.

Weight	33.10 lb
Light distribution	linear spread, very narrow beam [VN]
Light source	LED-24/36W / 500 mA - 4000 K
CRI	80
Power supply	electronic gear
LEDs	24
Rated input power	39 W
Nominal Lumen (lm)	
LED Lumen	230
Total Lumen	5520
Tj	85
Delivered lumens (lm)	
LED Lumen	179.6
Total Lumen	4310
Ta	25

ETC340-FS LED



Specifications  
Material description

Body	Luminaire body constructed of deep drawn stainless steel. Outer housing composite material.
Lens	Safety glass lens, max. load 5 tonnes
Colors	<div><div></div> Stainless Steel</div>
Gasket	Silicone CCG® Controlled Compression Gasket
Fasteners	PCS polymer coated stainless steel
Ingress protection	IP69K - HIGHEST PROTECTION RATING AVAILABLE
Impact resistance	IK10+
Corrosion resistance	5CE

Electrical description

Power supply	Integral [ECG] electronic driver 120V-277V. 0-10V dimmable, to be specified with order.
Driver / Ballast	Integral [ECG] electronic driver 120V-277V. 0-10V dimmable, to be specified with order.
Termination	Factory sealed termination chamber

Additional information

Lifetime	LED >60,000 h Ta 25°C (L70/B10) Control gear >50,000 h Ta 25°C
Dimming	0-10V available in request. Must be factory fitted.
Listings	ETL, UL-1598, CSA-C22.2#250.0. Suitable for Wet Locations.

Electrical Accessories

Sealable junction box

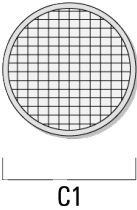
Description	Part ID	C1	M1	M2
Sealable junction box SJB 130	185-1624	5.75	Ø 0.39	Ø 0.47 - 0.75



Optical Accessories

Softening Lens

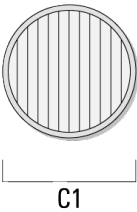
Description	Part ID	C1
Flood lens IO-360	185-7579	8.66



ETC340-FS LED

Linear spread lens

Description	Part ID	C1
Linear spread lens IO-180	185-7580	8.66



Wallwash lens

Description	Part ID	C1
Wallwash lens IO-20	185-7589	8.66



ETC340-FS LED

ASC Lens

Description	Part ID	C1
ETC340 ASC Lens	185-6902	8.66

