

ETC340-FS LED



Description

IP67, Class I. IK10+. Stainless steel construction including PCS hardware. Safety glass lens, max. load 5 tonnes. Luminaire can be driven over at low speed. Silicone rubber gasket. Anti-wick technology, equipped with a cable gland and 0.5 meters of flexible, PVC-free cable. Integral EC electronic converter. Advanced thermal management protects LEDs while optimising lumens output. LED module can be easily removed for upgrading. CAD-optimised optics for superior illumination and glare control. Luminaire requires installation blackout and sealable junction box, which are included in supply.

2700 K option available on request.

ASC Anti Slip Coating on request.

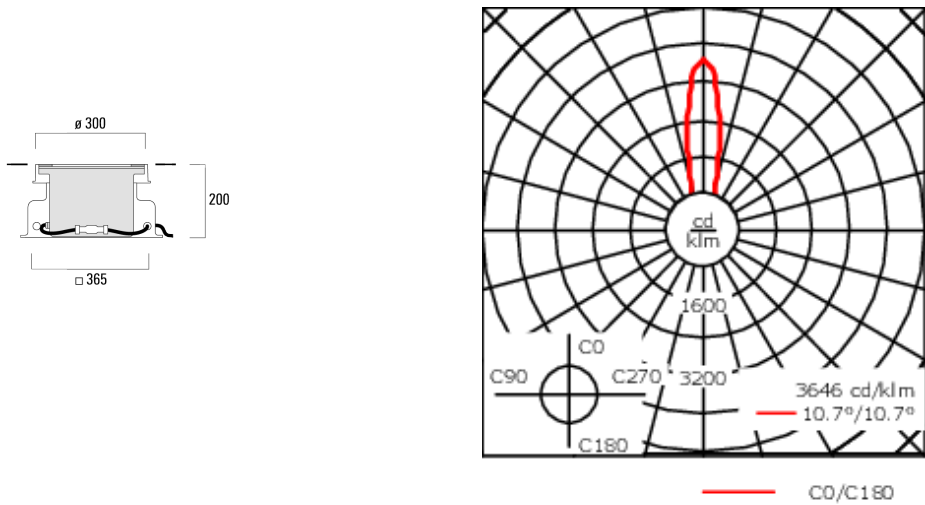
IMPORTANT! Inground blockouts must be installed with effective drainage, watch [here](https://vimeo.com/672613058).

Weight	11.00 kg
Light distribution	flood, very narrow beam [EE]
Light source	LED-24/36W / 500 mA - 3000 K
CRI	80
Power supply	EC
LEDs	24
Rated input power	39 W

Nominal Lumen (lm)	
LED Lumen	215
Total Lumen	5160
Tj	85

Rated lumens (lm)	
LED Lumen	171.3
Total Lumen	4111.2
Ta	25

ETC340-FS LED



Specifications
Material description

Body	Stainless steel construction
Lens	Safety glass lens, max. load 5 tonnes
Colours	<div></div> Stainless Steel
Gasket	Silicone rubber gasket
Fasteners	PCS Polymer Coated Stainless Steel Hardware (unpainted)
Ingress protection	IP67
Impact resistance	IK10+

Electrical description

Power supply	230V / 50 Hz
Driver / Ballast	Integral EC electronic converter
Termination	Junction box supplied

Additional information

Warranty	The product is supplied with 10-year warranty. Please refer to the LED Warranty Statement located on www.we-ef.com for further details. Warranty void if installed without proper drainage.
----------	--

Mounting Accessories

Installation cover

Description	Part ID	C1
Installation cover BE	185-0326	300



Electrical Accessories

Sealable junction box

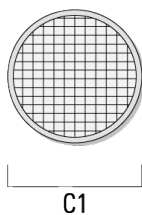
Description	Part ID	C1	M1	M2
Sealable junction box SJB130	185-1624	146	Ø 10	Ø 12 - 19



Optical Accessories

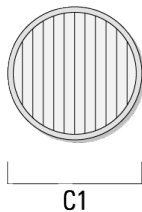
Surface wash lens

Description	Part ID	C1
Flood lens IO-360	185-7579	220



Linear spread lens

Description	Part ID	C1
Linear spread lens IO-180	185-7580	220



ETC340-FS LED

Wallwash lens

Description	Part ID	C1
Wallwash lens IO-20	185-7589	220

