



### Description

IP67. IK10+. Stainless steel construction including PCS hardware. Safety glass lens, max. load 5 tonnes. Luminaire can be driven over at low speed. Silicone rubber gasket. Anti-wick technology, equipped with a cable gland and 0.5 meters of flexible, PVC-free cable.

Integral EC electronic converter. Advanced thermal management protects LEDs while optimising lumens output. Removable LED boards for upgrading. CAD-optimised optics for superior illumination and glare control. OLC® One LED Concept. 20° tiltable and 355° rotatable. 1-10 V analogue dimming or DALI interface (6 W luminaires only) available on request.

Luminaire installation blockout and sealable junction box included in supply.

2700 K option available on request.

ASC Anti Slip Coating on request.

**IMPORTANT!** Inground blockouts must be installed with effective drainage, watch [here](https://vimeo.com/672613058).

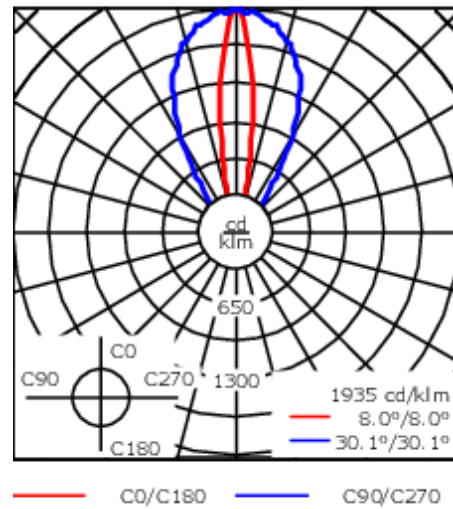
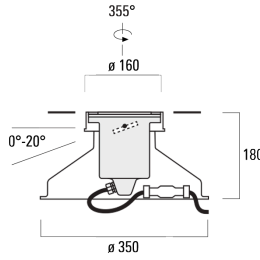
Weight	4.00 kg
Light distribution	linear spread, very narrow beam [EE]
Light source	LED-3/6W / 700 mA - 3000 K
CRI	80
Power supply	EC
LEDs	3
Rated input power	7.5 W

### Nominal Lumen (lm)

LED Lumen	290
Total Lumen	870
Tj	85


### Rated lumens (lm)

LED Lumen	210
Total Lumen	630
Ta	25



**Specifications**

**Material description**

Body	Stainless steel construction
Lens	Safety glass lens, max. load 5 tonnes
Colours	 Stainless Steel
Gasket	Silicone rubber gasket
Fasteners	PCS Polymer Coated Stainless Steel Hardware (unpainted)
Ingress protection	IP67
Impact resistance	IK10+

**Electrical description**

Power supply	230V / 50 Hz
Driver / Ballast	Integral EC electronic converter
Termination	Junction box supplied

**Additional information**

Warranty	The product is supplied with 10-year warranty. Please refer to the LED Warranty Statement located on <a href="http://www.we-ef.com">www.we-ef.com</a> for further details. Warranty void if installed without proper drainage.
----------	--

185-7024+185-9612


ETC320-GB LED

**we-ef**

## Mounting Accessories

### Installation cover

Description	Part ID	C1
Installation cover BE	185-0796	160



C1

### Optical Accessories

#### Honeycomb louvre

---

Description	Part ID	C1
Honeycomb Louvre	185-2869	60

---



---

#### Linear spread lens

---

Description	Part ID	C1
Linear spread lens IO-180	185-9612	60

---



**ETC320-GB LED**

**Surface wash lens**

---

Description	Part ID	C1
Flood lens IO-360	185-9613	60

---



---

**Linear louvre**

---

Description	Part ID	Additional information	C1
Linear louvre IL for 120-GB LED	185-9614	ETC320	60

---



185-7024+185-9612

**we-ef**

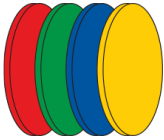
**ETC320-GB LED**

**Colour filter**

---

Description	Part ID
Colour filter IF	on request

---



---

**WE-EF LIGHTING Pty Ltd**

6/13 Downard Street, 3195 Braeside, Victoria - Phone: +61 3 8587 0444 - Fax: +61 3 8587 0499

info.australia@we-ef.com - <https://we-ef.com/aus>

Subject to technical changes and errors. - Generated on 23/11/2024