



Description

IP67. IK10+. Stainless steel construction including PCS hardware. Safety glass lens, max. load 5 tonnes. Luminaire can be driven over at low speed. Silicone rubber gasket. Anti-wick technology, equipped with a cable gland and 0.5 meters of flexible, PVC-free cable. Integral EC electronic converter. Advanced thermal management protects LEDs while optimising lumens output. Removable LED boards for upgrading. CAD-optimised optics for superior illumination and glare control. OLC® One LED Concept. 20° tiltable and 355° rotatable. 1-10 V analogue dimming or DALI interface available on request. Luminaire installation blockout and sealable junction box included in supply.

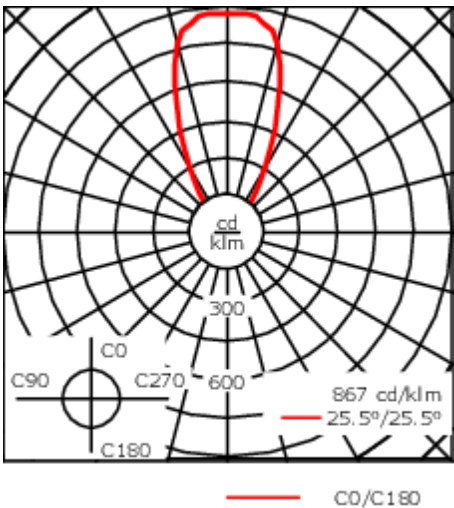
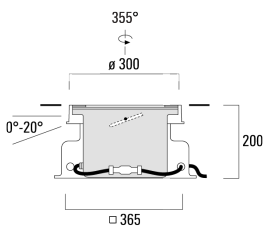
ASC Anti Slip Coating on request.

IMPORTANT! Inground blockouts must be installed with effective drainage, watch [here](https://vimeo.com/672613058).

Weight	12.00 kg
Light distribution	symmetric, wide beam [B]
Light source	LED-12/36W / 1050 mA - 3000 K
CRI	80
Power supply	EC
LEDs	12
Rated input power	40 W

Nominal Lumen (lm)	
LED Lumen	430
Total Lumen	5160
Tj	85

Rated lumens (lm)	
LED Lumen	316.3
Total Lumen	3795.1
Ta	25



Specifications

Material description

Body	Stainless steel construction
Lens	Safety glass lens, max. load 5 tonnes
Colours	<div><div></div> Stainless Steel</div>
Gasket	Silicone rubber gasket
Fasteners	PCS Polymer Coated Stainless Steel Hardware (unpainted)
Ingress protection	IP67
Impact resistance	IK10+

Electrical description

Power supply	230V / 50 Hz
Driver / Ballast	Integral EC electronic converter
Termination	Junction box supplied


Additional information

Warranty	The product is supplied with 10-year warranty. Please refer to the LED Warranty Statement located on <a href="http://www.we-ef.com">www.we-ef.com</a> for further details. Warranty void if installed without proper drainage.
----------	--------------------------------------------------------------------------------------------------------------------------------------------------------------------------------------------------------------------------------

Mounting Accessories

Installation cover

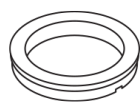
Description	Part ID	C1
Installation cover BE	185-0326	300



Optical Accessories

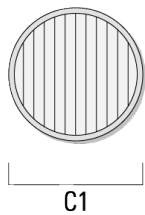
Optical Adaptor

Description	Part ID
Internal optical Adaptor IA	185-7419



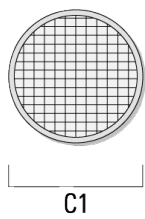
Linear spread lens

Description	Part ID	C1
Linear spread lens IO-180	185-7581	149



Surface wash lens

Description	Part ID	C1
Flood lens IO-360	185-7582	149



Linear louvre

Description	Part ID	C1
Linear louvre IL	185-9568	149



185-7776

ETC340-GB LED

**we-ef**

**Colour filter**

Description	Part ID
Colour filter IF	on request

