



Description

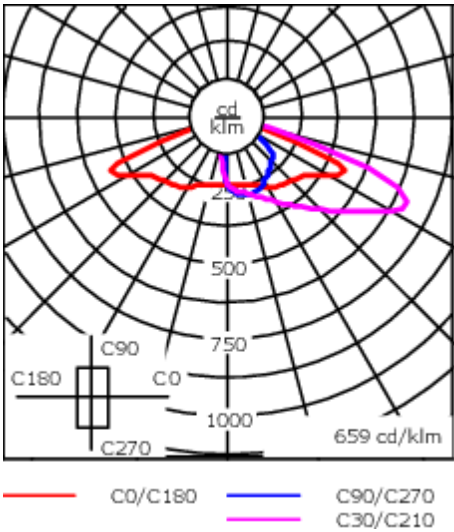
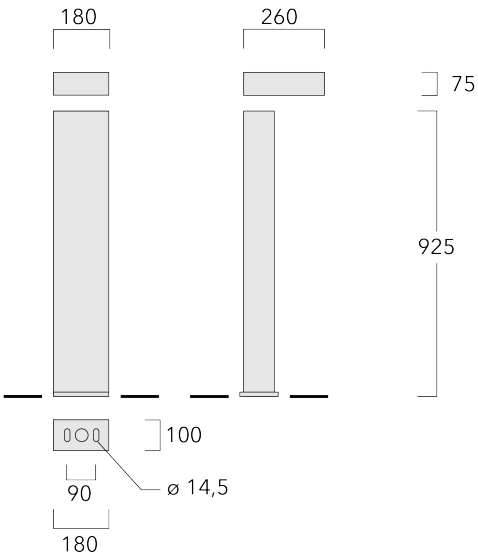
IP66/IP67. Class I. IK10. Marine-grade, all-aluminium construction. Pole section features galvanised steel reinforcement core. 5CE superior corrosion protection + primer including PCS hardware. Silicone CCG® Controlled Compression Gasket. Polycarbonate main lens. Integral EC electronic converter in thermally-separated compartment. CAD-optimised optics for superior illumination and glare control OLC® One LED Concept. Factory installed LED circuit board. Pre-wired post complete with cable connecting box and fuse for mains connection. Optional 2200 K version up to max. 1050mA available. To be specified at time of ordering.

Supplied as a complete luminaire (luminaire head and standpipe). Please note: The standpipe height must be entered for the photometric calculation.

Weight	16.10 kg
Light distribution	asymmetric, side throw [S70]
Light source	LED-6/26W / 1400 mA - 4000 K
CRI	80
Power supply	EC
LEDs	6
Rated input power	29 W

Nominal Lumen (lm)	
LED Lumen	575
Total Lumen	3450
Tj	85

Rated lumens (lm)	
LED Lumen	476.4
Total Lumen	2858.3
Ta	25



Specifications
Material description

Body	Marine-grade, all-aluminium construction. Pole section features galvanised steel reinforcement core
Lens	RFC® Reflection Free Contour main lens
Colours	<div><div></div> RAL9004 Signal black</div> <div><div></div> RAL9006 White aluminium</div> <div><div></div> RAL9007 Grey aluminium</div>
Gasket	Silicone CCG® Controlled Compression Gasket
Fasteners	PCS Polymer Coated Stainless Steel Hardware (unpainted)
Ingress protection	IP66/IP67
Impact resistance	IK10
Corrosion resistance	5CE+Primer

Electrical description

Power supply	230V / 50 Hz
Driver / Ballast	Integral EC electronic converter
Power factor	> 0.9

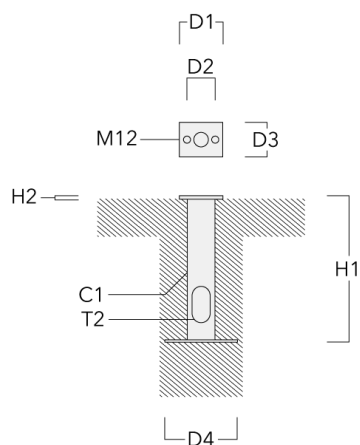
Additional information

Lifetime	Ta=40° L90B10 > 90000h
Warranty	The product is supplied with 10-year warranty. Please refer to the LED Warranty Statement located on www.we-ef.com for further details.

Mounting Accessories

Planted root

Description	Part ID	C1	D1	D2	D3	D4	H1	H2	T2	Weight (kg)
Planted root ESV2	300-9115	76	120	90	95	200	400	10	62 x 100	3.80



114-9686

PSY424 LED

we-ef

Control

DALI interface

Description	Part ID	Additional information	C
DALI interface	430-0013	DALI variant. The luminaire is equipped with a DT6 Dali driver (Dali 2.0).	90

Dali 2.0

- Application controllers and Input devices defined
- Single-masters and multi-masters allowed
- Event priorities defined
- Separate addressing & grouping from control gear

Note: Mixing Dali 1 and Dali 2.0 drivers can cause problems because the addressing and the command scope has changed!