



Description

IP66. Class I. Class II on request. IK10. Marine-grade, all-aluminium construction. Pole section features galvanised steel reinforcement core. 5CE superior corrosion protection including PCS hardware. Silicone CCG® Controlled Compression Gasket. RFC® Reflection Free Contour main lens. Integral EC electronic converter in thermally-separated compartment. DALI. CAD-optimised optics for superior illumination and glare control. Factory installed LED circuit board. Pre-wired post complete with cable connecting box and fuse for mains connection. Optional 2200 K version up to max. 1050mA available. To be specified at time of ordering.

Supplied as a complete luminaire (luminaire head and standpipe). Please note: The standpipe height must be entered for the photometric calculation.

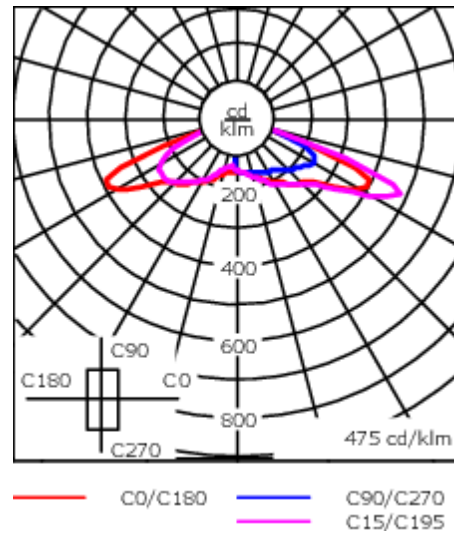
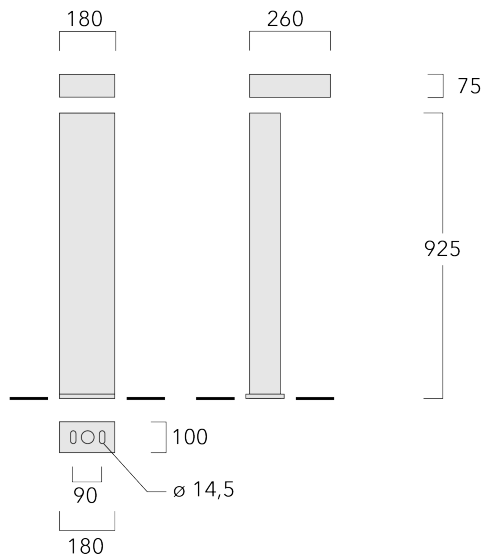
Weight	15.10 kg
Light distribution	rectangular, side throw [R65]
Light source	LED-6/26W / 1400 mA - 3000 K
CRI	80
Power supply	EC
LEDs	6
Rated input power	29 W

Nominal Lumen (lm)

LED Lumen	550
Total Lumen	3300
Tj	85

Rated lumens (lm)

LED Lumen	407.1
Total Lumen	2442.4
Ta	25



Specifications

Material description

Body	Marine-grade, all-aluminium construction. Pole section features galvanised steel reinforcement core
Lens	RFC_R_ Reflection Free Contour main lens
Colours	<ul style="list-style-type: none"> RAL9004 Signal black RAL9006 White aluminium RAL9007 Grey aluminium RAL7016 Anthracite grey RAL9016 Traffic white
Gasket	Silicone CCG® Controlled Compression Gasket
Fasteners	PCS Polymer Coated Stainless Steel Hardware
Ingress protection	IP66/IP67
Impact resistance	IK10
Corrosion resistance	5CE

Electrical description

Power supply	220-240V / 50-60 Hz
Driver / Ballast	DALI
Power factor	> 0.9
Surge protection	10kV (SP10)

114-0150

PSY424 LED

we-ef

Additional information

Lifetime Ta=25° L90B10 > 90000h

Energy efficiency class C-D (Light source)

114-0150

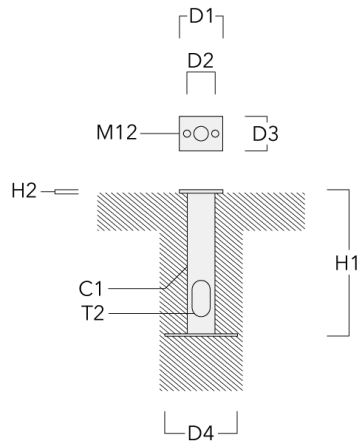
PSY424 LED

we-ef

Mounting Accessories

Planted root

Description	Part ID	C1	D1	D2	D3	D4	H1	H2	T2	Weight (kg)
Planted root ESV2	300-9115	76	120	90	95	200	400	10	62 x 100	3.80



Control

DALI interface

Description	Part ID	Additional information	C
DALI interface	430-0013	DALI variant. The luminaire is equipped with a DT6 Dali driver (Dali 2.0).	90

Dali 2.0

- Application controllers and Input devices defined
- Single-masters and multi-masters allowed
- Event priorities defined
- Separate addressing & grouping from control gear

Note: Mixing Dali 1 and Dali 2.0 drivers can cause problems because the addressing and the command scope has changed!