

FLB141 LED #1 REMOTE Symmetric



Description

IP66. Class I. IK08. Marine-grade, die-cast aluminum alloy. 5CE superior corrosion protection including PCS hardware. Silicone CCG® Controlled Compression Gasket. Safety glass lens, hinged. CAD-optimized optics for superior illumination and glare control. Integral driver. OLC® One LED Concept. Advanced thermal management protects LEDs while optimizing lumens output. 0-10V Dimming comes standard with luminaire. Luminaire is factory-sealed and does not need to be opened during installation.

Mounting accessories to be ordered separately.

Specify product with 7 Digit product code - Finish Color. Accessories, such as mounting, optical, and electrical, must be specified separately.

Example: XXX-XXXX-9004 (Black)
+ XXX-XXXX (Accessory 1)

Weight	6.83 lb
Light distribution	symmetric, wide beam [W]
Light source	LED-6/18W / 1050 mA - 3000 K
CRI	80
Power supply	electronic gear
LEDs	6
Rated input power	21 W

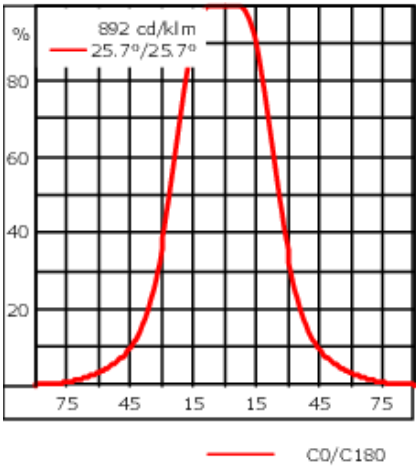
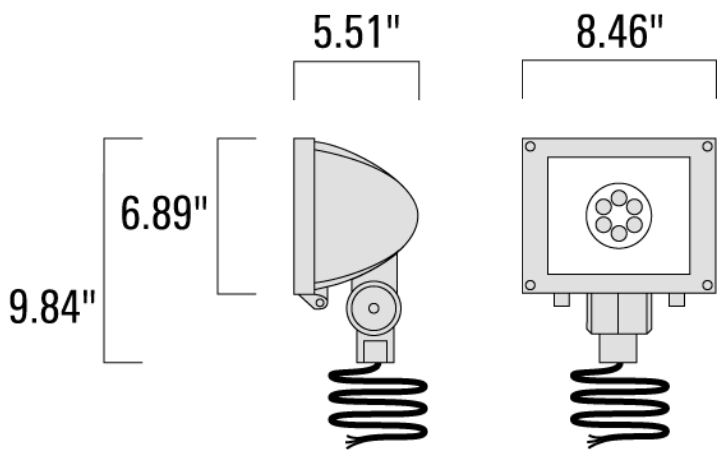
Nominal Lumen (lm)

LED Lumen	430
Total Lumen	2580
Tj	85

Delivered lumens (lm)

LED Lumen	336.5
Total Lumen	2018.8
Ta	25

FLB141 LED #1 REMOTE Symmetric



FLB141 LED #1 REMOTE Symmetric**Specifications****Material description**

Body	Marine-grade, die-cast aluminium alloy
Lens	Safety glass
Colors	<div><div></div> RAL9004 Black</div> <div><div></div> RAL9007 Grey Metallic</div> <div><div></div> RAL9016 White</div> <div><div></div> RAL8019 Dark Bronze</div>
Gasket	Silicone CCG® Controlled Compression Gasket
Fasteners	PCS hardware
Ingress protection	IP66
Impact resistance	IK08
Corrosion resistance	5CE

Electrical description

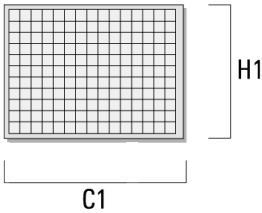
Power supply	Integral [ECG] electronic driver 120V-277V. 0-10V dimmable, to be specified with order.
Driver / Ballast	Integral EC electronic converter in thermally-separated compartment

Additional information

Optical Accessories

Wire guard

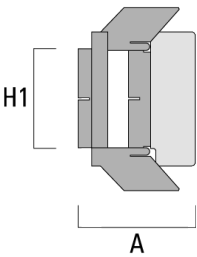
Description	Part ID	C1	H1
Wire guard EG	161-9118	7.13	6.02



FLB141 LED #1 REMOTE Symmetric

Barn doors

Description	Part ID	A	H1
Barn doors ED	161-9119	9.65	5.2



Glare shield

Description	Part ID	A	H1
Glare shield ES	161-9121	6.5	5.20



FLB141 LED #1 REMOTE Symmetric

Honeycomb louvre


Description	Part ID	C1
Honeycomb Louvre IW	146-0625	4.33



FLB141 LED #1 REMOTE Symmetric

Softening Lens


Description	Part ID	Additional information
Flood lens IO-360	161-5990	Broadens light distribution in all planes. 'Softens' fringe of beam. Suitable for luminaires with [M] and [EE] distributions. Internal component; factory installed.



FLB141 LED #1 REMOTE Symmetric

Linear spread lens

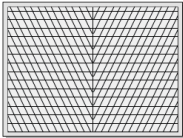
Description	Part ID	Additional information
Linear spread lens IO-180	161-5989	Broadens light distribution in one plane only. Suitable for luminaires with [M] and [EE] distributions. Internal component; factory installed.



FLB141 LED #1 REMOTE Symmetric

Wallwash lens

Description	Part ID
IO-20	161-5988

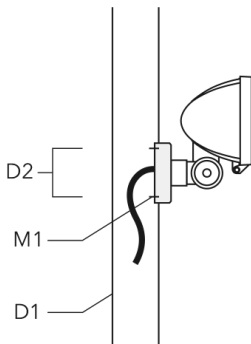


FLB141 LED #1 REMOTE Symmetric

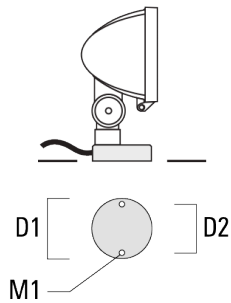
Mounting Accessories

Flat surface and Column fitter

Description	Part ID	D1	D2	M1	Weight (lb)
Column fitter FLB100	145-9536	≥ 3.0	2.75	0.23	0.44 lbs



Flat surface fitter FLB100	145-9535	3.93	3.34	0.25	0.44
----------------------------	----------	------	------	------	------



FLB141 LED #1 REMOTE Symmetric

Ground spike EF

Description	Part ID	A	H1	Weight (lb)
Ground spike EF1	310-9102	10.63	10.62	2.64

