

FLB141 LED #4 WALL BRACKET MOUNT Symmetric



Description

IP66. Class I. IK08. Marine-grade, die-cast aluminum alloy. 5CE superior corrosion protection including PCS hardware. Silicone CCG® Controlled Compression Gasket. Safety glass lens, hinged. CAD-optimized optics for superior illumination and glare control. Integral driver. OLC® One LED Concept. Advanced thermal management protects LEDs while optimizing lumens output. 0-10V Dimming comes standard with luminaire. Luminaire is factory-sealed and does not need to be opened during installation.

Mount permits 350° rotation and 180° tilt.

Specify product with 7 Digit product code - Finish Color. Accessories, such as mounting, optical, and electrical, must be specified separately.

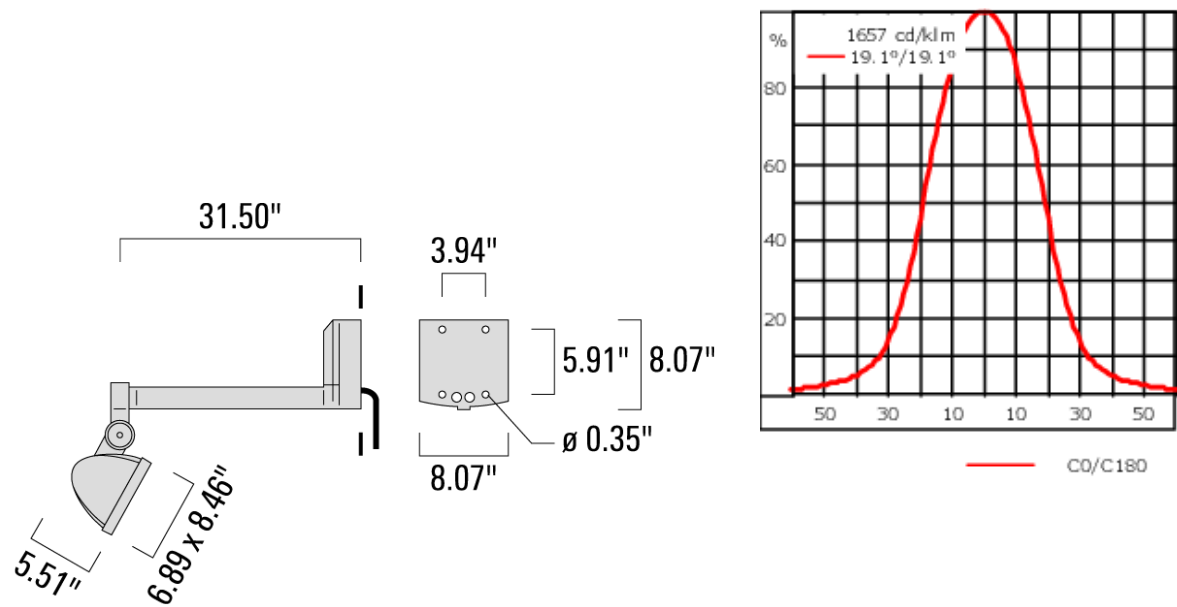
Example: XXX-XXXX-9004 (Black)
+ XXX-XXXX (Accessory 1)

Weight	15.21 lb
Light distribution	symmetric, medium beam [M]
Light source	LED-6/26W / 1400 mA - 3000 K
CRI	80
Power supply	electronic gear
LEDs	6
Rated input power	27 W

Nominal Lumen (lm)	
LED Lumen	550
Total Lumen	3300
Tj	85

Delivered lumens (lm)	
LED Lumen	462
Total Lumen	2772
Ta	25

FLB141 LED #4 WALL BRACKET MOUNT Symmetric



Specifications
Material description

Body	Marine-grade, die-cast aluminium alloy
Lens	Safety glass
Colors	<div><div></div> RAL9004 Black</div> <div><div></div> RAL9007 Grey Metallic</div> <div><div></div> RAL9016 White</div> <div><div></div> RAL8019 Dark Bronze</div>
Gasket	Silicone CCG® Controlled Compression Gasket
Fasteners	PCS hardware
Ingress protection	IP66
Impact resistance	IK08
Corrosion resistance	5CE

161-5881



FLB141 LED #4 WALL BRACKET MOUNT Symmetric

Electrical description

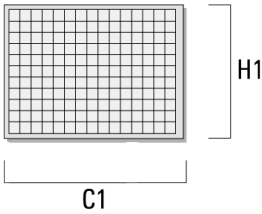
Power supply	Integral [ECG] electronic driver 120V-277V. 0-10V dimmable, to be specified with order.
Driver / Ballast	Integral EC electronic converter in thermally-separated compartment

Additional information

Optical Accessories

Wire guard

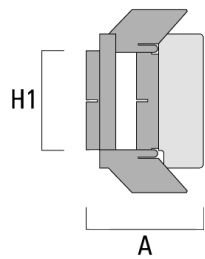
Description	Part ID	C1	H1
Wire guard EG	161-9118	7.13	6.02



FLB141 LED #4 WALL BRACKET MOUNT Symmetric

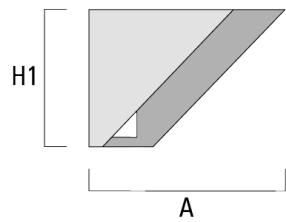
Barn doors

Description	Part ID	A	H1
Barn doors ED	161-9119	9.65	5.2



Glare shield

Description	Part ID	A	H1
Glare shield ES	161-9121	6.5	5.20



FLB141 LED #4 WALL BRACKET MOUNT Symmetric


Honeycomb louvre

Description	Part ID	C1
Honeycomb Louvre IW	146-0625	4.33



Softening Lens


Description	Part ID	Additional information
Flood lens IO-360	161-5990	Broadens light distribution in all planes. 'Softens' fringe of beam. Suitable for luminaires with [M] and [EE] distributions. Internal component; factory installed.



FLB141 LED #4 WALL BRACKET MOUNT Symmetric

Linear spread lens

Description	Part ID	Additional information
Linear spread lens IO-180	161-5989	Broadens light distribution in one plane only. Suitable for luminaires with [M] and [EE] distributions. Internal component; factory installed.



Wallwash lens

Description	Part ID
IO-20	161-5988

