

FLB141 LED #6 RAIL66 Asymmetric



Description

RAIL66 system allows for slidable placement.

IP66. Class I. IK08. Marine-grade, die-cast aluminum alloy. 5CE superior corrosion protection including PCS hardware. Silicone CCG® Controlled Compression Gasket. Safety glass lens, hinged. Including 1 ft of flexible cable enclosed in a stainless conduit, in-line connector and mounting clamp for installation to RAIL66 mounting system. CAD-optimized optics for superior illumination and glare control. Integral driver. OLC® One LED Concept. Advanced thermal management protects LEDs while optimizing lumens output. 0-10V Dimming comes standard with luminaire. Luminaire is factory-sealed and does not need to be opened during installation.

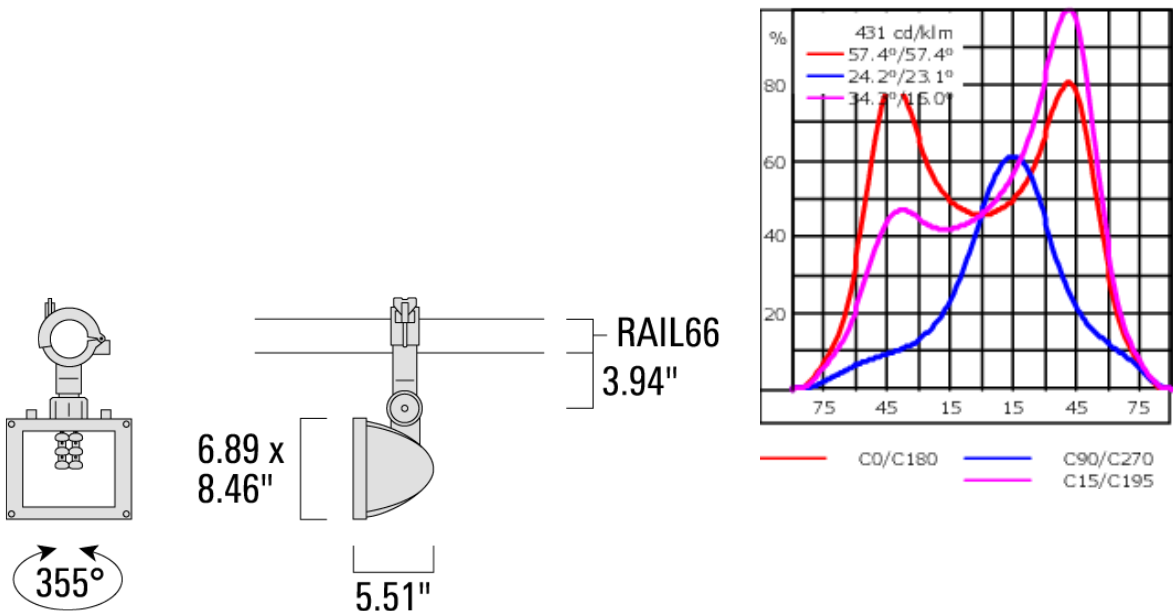
Mount permits 355° rotation and 180° tilt.

Specify product with 7 Digit product code - Finish Color. Accessories, such as mounting, optical, and electrical, must be specified separately.
Example: XXX-XXXX-9004 (Black)
+ XXX-XXXX (Accessory 1)

Weight	8.59 lb
Light distribution	[P65] Type II Medium
Light source	LED-6/26W / 1400 mA - 4000 K
CRI	80
Power supply	electronic gear
LEDs	6
Rated input power	27 W

Nominal Lumen (lm)	
LED Lumen	575
Total Lumen	3450
Tj	85
Delivered lumens (lm)	
LED Lumen	339.6
Total Lumen	2037.5
Ta	25

FLB141 LED #6 RAIL66 Asymmetric



Specifications

Material description

Body	Marine-grade, die-cast aluminium alloy
Lens	Safety glass
Colors	<div><div></div> RAL9004 Black</div> <div><div></div> RAL9007 Grey Metallic</div> <div><div></div> RAL9016 White</div> <div><div></div> RAL8019 Dark Bronze</div>
Gasket	Silicone CCG® Controlled Compression Gasket
Fasteners	PCS hardware
Ingress protection	IP66
Impact resistance	IK08
Corrosion resistance	5CE

FLB141 LED #6 RAIL66 Asymmetric

Electrical description

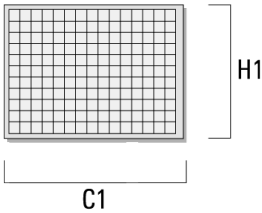
Power supply	Integral [ECG] electronic driver 120V-277V. 0-10V dimmable, to be specified with order.
Driver / Ballast	Integral EC electronic converter

Additional information

Optical Accessories

Wire guard

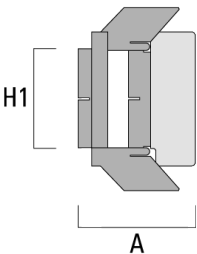
Description	Part ID	C1	H1
Wire guard EG	161-9118	7.13	6.02



FLB141 LED #6 RAIL66 Asymmetric

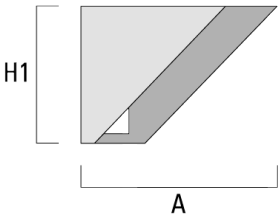
Barn doors

Description	Part ID	A	H1
Barn doors ED	161-9119	9.65	5.2



Glare shield

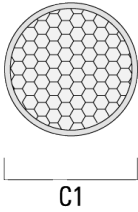
Description	Part ID	A	H1
Glare shield ES	161-9121	6.5	5.20



FLB141 LED #6 RAIL66 Asymmetric

Honeycomb louvre

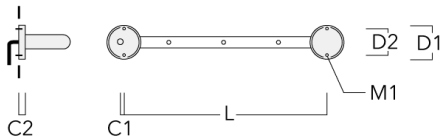
Description	Part ID	C1
Honeycomb Louvre IW	146-0625	4.33



Mounting Accessories

Flat Surface Fitters

Description	Part ID	C1	C2	D1	D2	L	M1	Weight (lb)
Surface fitters (pair)	310-9290	0.79	1.18	7.1	5.5	42.1	.35	3.70



FLB141 LED #6 RAIL66 Asymmetric

Column Fitters

Description	Part ID	C1	C2	L	M1	Weight (lb)
Column Fitters (pair)	310-9294	1.20	4.00	43.9	.5	2.00

