



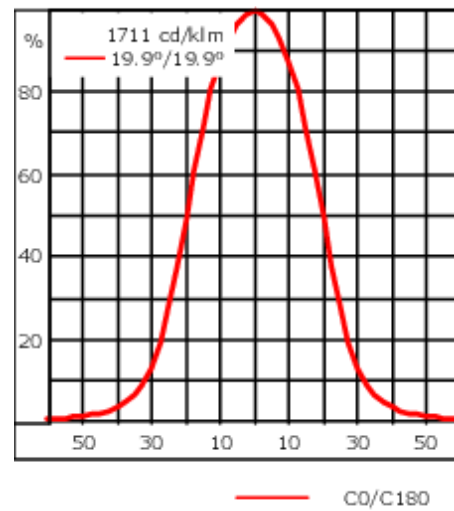
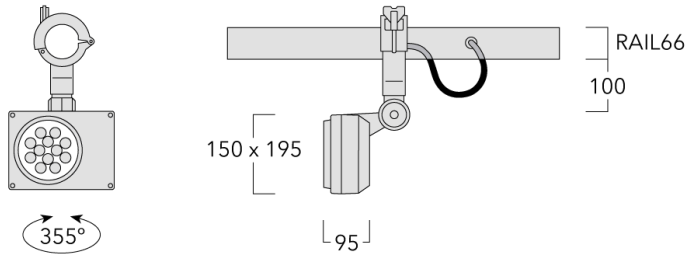
### Description

IP66, Class I. IK07. Marine-grade, die-cast aluminium alloy. 5CE superior corrosion protection including PCS hardware. Safety glass lens. Silicone CCG® Controlled Compression Gasket. Luminaire is factory-sealed and does not need to be opened during installation.

Integral EC electronic converter in thermally-separated compartment. Advanced thermal management protects LEDs while optimising lumens output. CAD-optimised optics for superior illumination and glare control. OLC® One LED Concept.

Including 0.4 m of flexible cable enclosed in a stainless conduit, in-line connector and mounting clamp for installation to RAIL66 mounting system.

|                           |                               |
|---------------------------|-------------------------------|
| Weight                    | 3.60 kg                       |
| Light distribution        | symmetric, medium beam [M]    |
| Light source              | LED-12/36W / 1050 mA - 3000 K |
| CRI                       | 80                            |
| Power supply              | EC                            |
| LEDs                      | 12                            |
| Rated input power         | 41 W                          |
| <b>Nominal Lumen (lm)</b> |                               |
| LED Lumen                 | 430                           |
| Total Lumen               | 5160                          |
| Tj                        | 85                            |
| <b>Rated lumens (lm)</b>  |                               |
| LED Lumen                 | 360.4                         |
| Total Lumen               | 4325.2                        |
| Ta                        | 25                            |



## Specifications

### Material description

|                      |  |
|----------------------|--|
| Body                 | Marine-grade, die-cast aluminium alloy   |
| Lens                 | Safety glass lens  |
| Colours              | <div style="display: flex; align-items: center; gap: 10px;"> <div style="width: 20px; height: 15px; background-color: black; margin-right: 5px;"></div> RAL9004 Signal black         </div> <div style="display: flex; align-items: center; gap: 10px; margin-top: 5px;"> <div style="width: 20px; height: 15px; background-color: #808080; margin-right: 5px;"></div> RAL9007 Grey aluminium         </div> <div style="display: flex; align-items: center; gap: 10px; margin-top: 5px;"> <div style="width: 20px; height: 15px; background-color: #404040; margin-right: 5px;"></div> RAL7016 Anthracite grey         </div> <div style="display: flex; align-items: center; gap: 10px; margin-top: 5px;"> <div style="width: 20px; height: 15px; background-color: #e0e0e0; margin-right: 5px;"></div> RAL9016 Traffic white         </div> |
| Gasket               | Silicone CCG® Controlled Compression Gasket  |
| Fasteners            | PCS hardware   |
| Ingress protection   | IP66   |
| Impact resistance    | IK07   |
| Corrosion resistance | 5CE  |

### Electrical description

|                  |   |
|------------------|---|
| Power supply     | 220-240V / 50-60 Hz   |
| Driver / Ballast | Integral EC electronic converter in thermally-separated compartment |

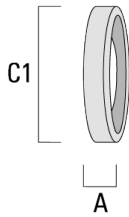
### Additional information

|          |                                     |
|----------|-------------------------------------|
| Lifetime | T <sub>a</sub> =25° L90B10 > 90000h |
|----------|-------------------------------------|

**Optical Accessories**

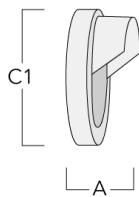
**Optical Adaptor**

| Description                 | Part ID  | A  | C1  |
|-----------------------------|----------|----|-----|
| External optical adaptor EA | 145-9570 | 70 | 134 |



**Glare shield**

| Description     | Part ID  | A  | C1  |
|-----------------|----------|----|-----|
| Glare shield ES | 145-9571 | 70 | 134 |



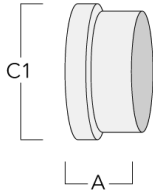
**FLD131 LED RAIL66**

**Snoot**

---

| Description | Part ID  | A  | C1  |
|-------------|----------|----|-----|
| Snoot ET    | 145-9572 | 70 | 134 |

---



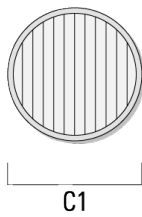
---

**Linear spread lens**

---

| Description               | Part ID  | C1  |
|---------------------------|----------|-----|
| Linear spread lens EO-180 | 145-9573 | 130 |

---



**FLD131 LED RAIL66**

**Flood lens**

---

| Description       | Part ID  | C1  |
|-------------------|----------|-----|
| Flood lens EO-360 | 145-9574 | 130 |

---



---

**Wallwash lens**

---

| Description         | Part ID  | C1  |
|---------------------|----------|-----|
| Wallwash lens IO-20 | 145-9577 | 125 |

---



**Mounting Accessories**

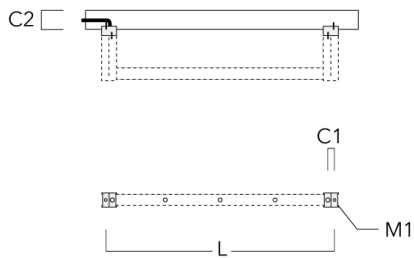
**Flat Surface Fitters**

| Description            | Part ID  | C1 | C2 | D1  | D2  | L    | M1 | Weight (kg) |
|------------------------|----------|----|----|-----|-----|------|----|-------------|
| Surface fitters (pair) | 310-9290 | 20 | 30 | 180 | 140 | 1070 | 9  | 1.70        |



**Column Fitters**

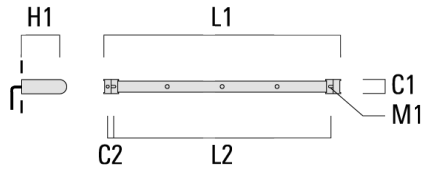
| Description           | Part ID  | C1 | C2  | L    | M1 | Weight (kg) |
|-----------------------|----------|----|-----|------|----|-------------|
| Column fitters (pair) | 310-9294 | 30 | 100 | 1115 | 12 | 0.90        |



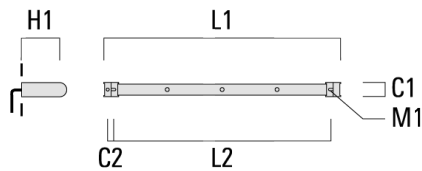
**FLD131 LED RAIL66**

**Universal**

| Description              | Part ID  | C1 | C2 | H1  | M1 | Weight (kg) | L1   | L2   |
|--------------------------|----------|----|----|-----|----|-------------|------|------|
| 2 Mains outlets (L=1150) | 310-9300 | 75 | 30 | 200 | 12 | 5.90        | 1150 | 1045 |



|                          |          |    |    |     |    |      |      |      |
|--------------------------|----------|----|----|-----|----|------|------|------|
| 3 Mains outlets (L=1150) | 310-9301 | 75 | 30 | 200 | 12 | 5.90 | 1150 | 1045 |
|--------------------------|----------|----|----|-----|----|------|------|------|



**FLD131 LED RAIL66**

| Description              | Part ID  | C1 | C2 | H1  | M1 | Weight (kg) | L1   | L2   |
|--------------------------|----------|----|----|-----|----|-------------|------|------|
| 3 Mains outlets (L=1650) | 310-9302 | 75 | 30 | 200 | 12 | 7.20        | 1650 | 1545 |



|                          |          |    |    |     |    |      |      |      |
|--------------------------|----------|----|----|-----|----|------|------|------|
| 4 Mains outlets (L=1650) | 310-9303 | 75 | 30 | 200 | 12 | 7.20 | 1650 | 1545 |
|--------------------------|----------|----|----|-----|----|------|------|------|





**FLD131 LED RAIL66**

| Description              | Part ID  | C1 | C2 | H1  | M1 | Weight (kg) | L1   | L2   |
|--------------------------|----------|----|----|-----|----|-------------|------|------|
| 4 Mains outlets (L=2150) | 310-9304 | 75 | 30 | 200 | 12 | 8.50        | 2150 | 2045 |

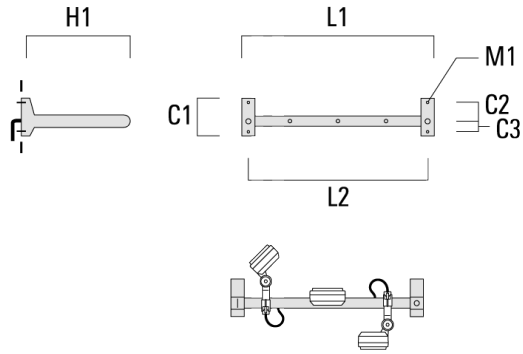


|                          |          |    |    |     |    |      |      |      |
|--------------------------|----------|----|----|-----|----|------|------|------|
| 6 Mains outlets (L=2150) | 310-9305 | 75 | 30 | 200 | 12 | 8.50 | 2150 | 2045 |
|--------------------------|----------|----|----|-----|----|------|------|------|

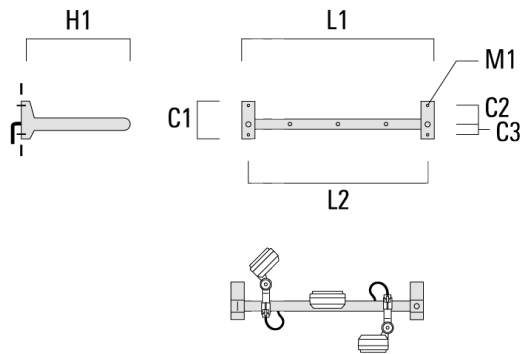


**Cantilever**

| Description              | Part ID  | C1  | C2  | C3 | H1  | M1 | Weight (kg) | L1   | L2   |
|--------------------------|----------|-----|-----|----|-----|----|-------------|------|------|
| 2 Mains outlets (L=1150) | 310-9233 | 220 | 120 | 60 | 600 | 13 | 12.00       | 1150 | 1070 |



|                          |          |     |     |    |     |    |       |      |      |
|--------------------------|----------|-----|-----|----|-----|----|-------|------|------|
| 3 Mains outlets (L=1150) | 310-9234 | 220 | 120 | 60 | 600 | 13 | 12.00 | 1150 | 1070 |
|--------------------------|----------|-----|-----|----|-----|----|-------|------|------|



**FLD131 LED RAIL66**

| Description              | Part ID  | C1  | C2  | C3 | H1  | M1 | Weight (kg) | L1   | L2   |
|--------------------------|----------|-----|-----|----|-----|----|-------------|------|------|
| 3 Mains outlets (L=1650) | 310-9243 | 220 | 120 | 60 | 600 | 13 | 13.30       | 1650 | 1570 |



|                          |          |     |     |    |     |    |       |      |      |
|--------------------------|----------|-----|-----|----|-----|----|-------|------|------|
| 4 Mains outlets (L=1650) | 310-9244 | 220 | 120 | 60 | 600 | 13 | 13.30 | 1650 | 1570 |
|--------------------------|----------|-----|-----|----|-----|----|-------|------|------|



**FLD131 LED RAIL66**

| Description              | Part ID  | C1  | C2  | C3 | H1  | M1 | Weight (kg) | L1   | L2   |
|--------------------------|----------|-----|-----|----|-----|----|-------------|------|------|
| 4 Mains outlets (L=2150) | 310-9255 | 220 | 120 | 60 | 600 | 13 | 14.60       | 2150 | 2070 |



|                          |          |     |     |    |     |    |       |      |      |
|--------------------------|----------|-----|-----|----|-----|----|-------|------|------|
| 6 Mains outlets (L=2150) | 310-9256 | 220 | 120 | 60 | 600 | 13 | 14.60 | 2150 | 2070 |
|--------------------------|----------|-----|-----|----|-----|----|-------|------|------|

