



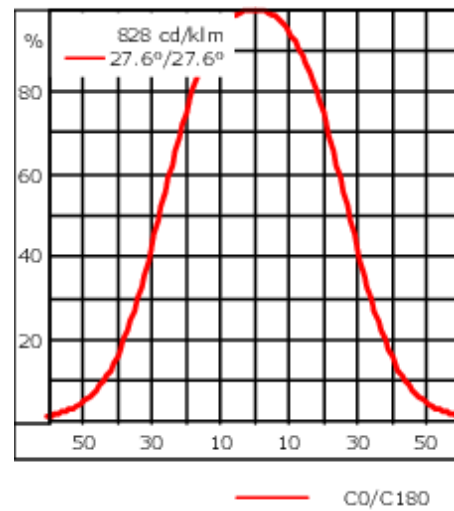
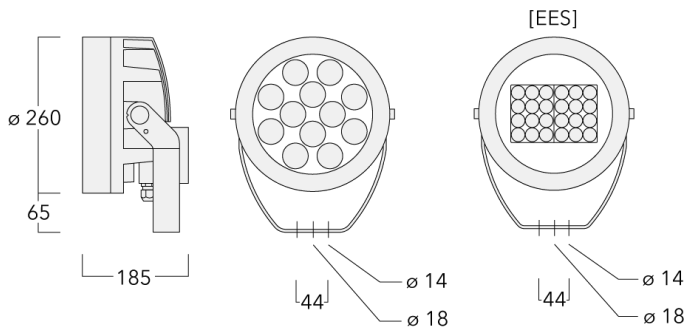
### Description

RGBW/RGBA Colour Changer. RGBW (white in 4000 K, 3000 K available on request) and RGBA. IP66. Class I. IK07. Marine-grade, die-cast aluminium alloy. 5CE superior corrosion protection including PCS hardware. Safety glass lens. Silicone CCG\_R\_ Controlled Compression Gasket. Two cable glands.

Integral EC electronic converter in thermally separated compartment. Advanced thermal management protects LEDs while optimising lumens output. CAD-optimised optics for superior illumination and glare control. OLC\_R\_ One LED Concept. LED circuit board with WE-EF Colour Boost Technology.

DMX Interface. For other control interface options to suit specific project requirements, contact WE-EF.

|                           |                          |
|---------------------------|--------------------------|
| Weight                    | 7.70 kg                  |
| Light distribution        | symmetric, wide beam [B] |
| Light source              | LED-12/48W - RGBA        |
| CRI                       | 20                       |
| Power supply              | EC                       |
| LEDs                      | 12                       |
| Rated input power         | 50 W                     |
| <b>Nominal Lumen (lm)</b> |                          |
| LED Lumen                 | 275                      |
| Total Lumen               | 3300                     |
| Tj                        | 85                       |
| <b>Rated lumens (lm)</b>  |                          |
| LED Lumen                 | 201.1                    |
| Total Lumen               | 2412.8                   |
| Ta                        | 25                       |

**139-2137****FLC230-CC LED****we-ef**

## Specifications

### Material description

|                      |  |
|----------------------|--|
| Body                 | Marine-grade, die-cast aluminium alloy   |
| Lens                 | Safety glass lens  |
| Colours              | <div style="display: flex; align-items: center; gap: 10px;"> <div style="width: 20px; height: 15px; background-color: black; margin-right: 5px;"></div> RAL9004 Signal black<br/> <div style="width: 20px; height: 15px; background-color: #808080; margin-right: 5px;"></div> RAL9007 Grey aluminium<br/> <div style="width: 20px; height: 15px; background-color: #404040; margin-right: 5px;"></div> RAL7016 Anthracite grey<br/> <div style="width: 20px; height: 15px; background-color: #e0e0e0; margin-right: 5px;"></div> RAL9016 Traffic white         </div> |
| Gasket               | Silicone CCG® Controlled Compression Gasket  |
| Fasteners            | PCS Polymer Coated Stainless Steel Hardware  |
| Ingress protection   | IP66   |
| Impact resistance    | IK07   |
| Corrosion resistance | 5CE  |
| Windage              | 0.054 m <sup>2</sup>   |

### Electrical description

|                  |                     |
|------------------|---------------------|
| Power supply     | 220-240V / 50-60 Hz |
| Driver / Ballast | DMX                 |
| Power factor     | > 0.9               |

### Additional information

|          |                                     |
|----------|-------------------------------------|
| Lifetime | T <sub>a</sub> =25° L90B10 > 90000h |
|----------|-------------------------------------|

**WE-EF LIGHTING (Thailand) Co., Ltd.**

57 Moo 5, Kingkaew Rd., Bangplee, 10540 Samutprakarn - Phone: +66 2 738 96 20 - Fax: +66 2 738 96 29

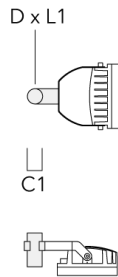
<https://we-ef.com/asia>

Subject to technical changes and errors. - Generated on 10/05/2025

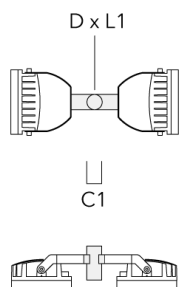
**Mounting Accessories**

**Floodlight mounting bracket TA**

| Description                                | Part ID  | A | C1  | D × L1    | Weight (kg) | D × S     |
|--|----------|---|-----|-----------|-------------|-----------|
| TA1 Mounting bracket, single (Ø 108 x 200) | 147-0096 |   | 130 | 108 x 200 | 7.50        | 108 x 200 |

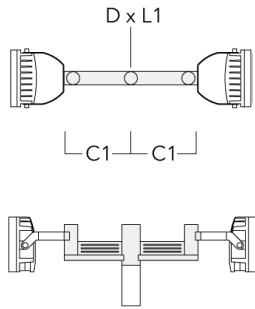


|  |          |  |     |           |      |           |
|--|----------|--|-----|-----------|------|-----------|
| TA2 Mounting bracket, double (Ø 108 x 200) | 147-0097 |  | 130 | 108 x 200 | 7.50 | 108 x 200 |
|--|----------|--|-----|-----------|------|-----------|

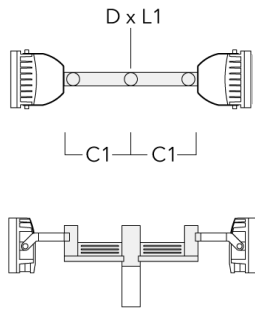


**FLC230-CC LED**

| Description                                  | Part ID  | A    | C1  | D x L1    | Weight (kg) | D x S     |
|--|----------|------|-----|-----------|-------------|-----------|
| TA2-L Mounting bracket, double (Ø 108 x 200) | 147-0148 | ±90° | 420 | 108 x 200 | 20.20       | 108 x 200 |



|   |          |      |     |          |       |          |
|---|----------|------|-----|----------|-------|----------|
| TA2-L Mounting bracket, double (Ø 76 x 200) | 147-0105 | ±90° | 420 | 76 x 200 | 16.10 | 76 x 200 |
|---|----------|------|-----|----------|-------|----------|



**FLC230-CC LED**

| Description                               | Part ID  | A    | C1  | D x L1   | Weight (kg) | D x S    |
|---|----------|------|-----|----------|-------------|----------|
| TA3 Mounting bracket, triple (Ø 89 x 200) | 147-0025 | ±90° | 650 | 89 x 200 | 17.90       | 89 x 200 |



|  |          |      |     |           |       |           |
|--|----------|------|-----|-----------|-------|-----------|
| TA3 Mounting bracket, triple (Ø 108 x 200) | 147-0098 | ±90° | 650 | 108 x 200 | 24.20 | 108 x 200 |
|--|----------|------|-----|-----------|-------|-----------|

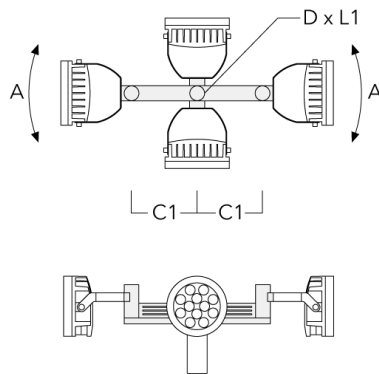


**FLC230-CC LED**

| Description                             | Part ID  | A    | C1  | D x L1   | Weight (kg) | D x S    |
|---|----------|------|-----|----------|-------------|----------|
| TA4 Mounting bracket, quad (Ø 89 x 200) | 147-0099 | ±90° | 650 | 89 x 200 | 20.80       | 89 x 200 |

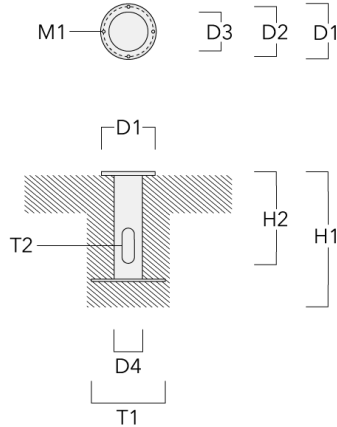


|  |          |      |     |           |       |           |
|--|----------|------|-----|-----------|-------|-----------|
| TA4 Mounting bracket, quad (Ø 108 x 200) | 147-0100 | ±90° | 650 | 108 x 200 | 24.20 | 108 x 200 |
|--|----------|------|-----|-----------|-------|-----------|



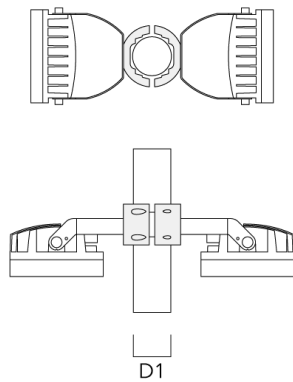
**Planted root**

| Description       | Part ID     | D1  | D2  | D3 | D4 | H1  | H2  | M1 | T1  | T2       | Weight (kg) |
|-------------------|-------------|-----|-----|----|----|-----|-----|----|-----|----------|-------------|
| Planted root ESV4 | 300-0461-AP | 150 | 130 | 60 | 89 | 400 | 350 | 8  | 200 | 50 x 100 | 3.85        |



**Pole clamp**

| Description                              | Part ID  | D1      | Weight (kg) | D       |
|--|----------|---------|-------------|---------|
| TS2-2/M12 Pole clamp, double (Ø 102-114) | 147-0527 | 102-114 | 1.50        | 102-114 |



139-2137

FLC230-CC LED

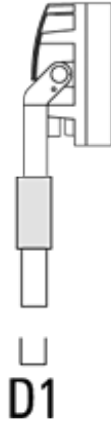
**we-ef**

**Spigot cap**

---

| Description                     | Part ID  | D1       | Weight (kg) |
|---------------------------------|----------|----------|-------------|
| Spigot Cap KF1-M16 (ø 60 x 100) | 310-9120 | 60 x 100 | 1.40        |

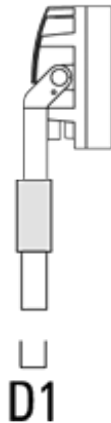
---



---

|                                 |          |          |     |
|---------------------------------|----------|----------|-----|
| Spigot Cap KF1-M16 (ø 76 x 100) | 310-9121 | 76 x 100 | 2.2 |
|---------------------------------|----------|----------|-----|

---





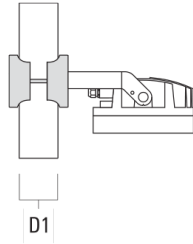
139-2137

FLC230-CC LED

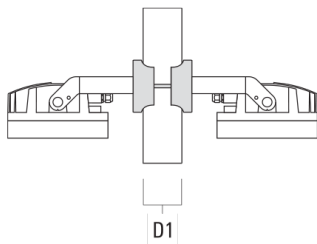
**we-ef**

**Pole clamp SP - Tiltable**

| Description                          | Part ID  | D1    | Weight (kg) | D     |
|--------------------------------------|----------|-------|-------------|-------|
| Pole clamp SP1-M16, single (Ø 76-89) | 146-0242 | 76-89 | 1.30        | 76-89 |



|                                      |          |       |      |  |
|--------------------------------------|----------|-------|------|--|
| Pole clamp SP2-M16, double (Ø 76-89) | 146-0244 | 76-89 | 1.50 |  |
|--------------------------------------|----------|-------|------|--|



**WE-EF LIGHTING (Thailand) Co., Ltd.**

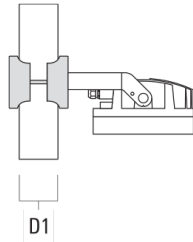
57 Moo 5, Kingkaew Rd., Bangplee, 10540 Samutprakarn - Phone: +66 2 738 96 20 - Fax: +66 2 738 96 29

<https://we-ef.com/asia>

Subject to technical changes and errors. - Generated on 10/05/2025

**FLC230-CC LED**

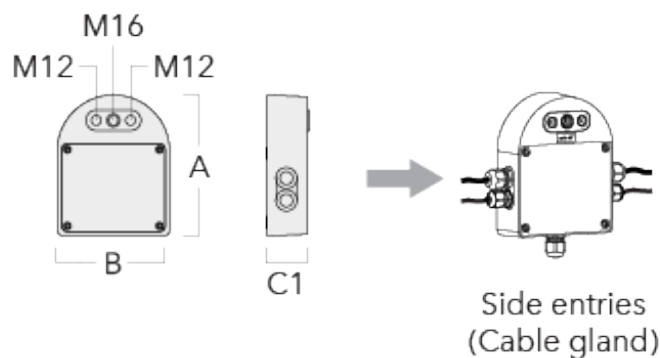
| Description                          | Part ID  | D1    | Weight (kg) | D |
|--------------------------------------|----------|-------|-------------|---|
| Pole clamp SP1-M16, single (Ø 38-60) | 146-0241 | 38-60 | 1.30        |   |



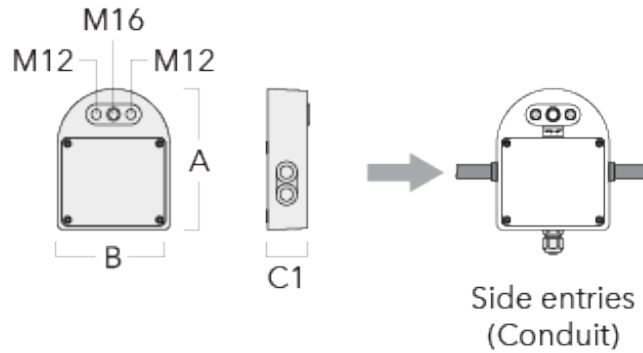
|                                      |          |       |      |  |
|--------------------------------------|----------|-------|------|--|
| Pole clamp SP2-M16, double (Ø 38-60) | 146-0243 | 38-60 | 1.50 |  |
|--------------------------------------|----------|-------|------|--|

**Junction box**

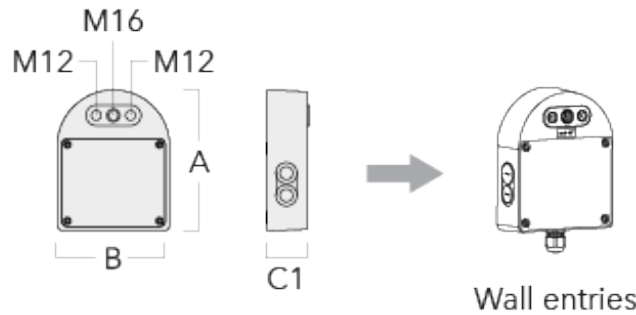
| Description                            | Part ID  | Additional information   | A   | B   | C1 | Weight (kg) |
|--|----------|--|-----|-----|----|-------------|
| Junction box JB20 - Cable side entries | 310-9017 | Junction boxes are made from marine-grade, die-cast aluminium alloy. IK10. IP66. For side entries and suitable to be used with cable glands. | 180 | 143 | 51 | 1.02        |



| Description                              | Part ID  | Additional information   | A   | B   | C1 | Weight (kg) |
|--|----------|--|-----|-----|----|-------------|
| Junction box JB20 - Conduit side entries | 310-9015 | Junction boxes are made from marine-grade, die-cast aluminium alloy. IK10. IP66. For side entries and suitable to be used with conduits. | 180 | 143 | 51 | 1.02        |



|                                  |          |  |     |     |    |      |
|----------------------------------|----------|--|-----|-----|----|------|
| Junction box JB20 - Wall entries | 310-9019 | Junction boxes are made from marine-grade, die-cast aluminium alloy. IK10. IP66. For wall entries. | 180 | 143 | 51 | 1.02 |
|----------------------------------|----------|--|-----|-----|----|------|



139-2137

FLC230-CC LED

**we-ef**

**Pole clamp PC - Rotatable**

| Description                               | Part ID  | D1    | Weight (kg) |
|---|----------|-------|-------------|
| PC2 76-89/60 Pole clamp, double (Ø 76-89) | 139-2703 | 76-89 | 1.00        |



|   |          |       |      |
|---|----------|-------|------|
| PC1 76-89/60 Pole clamp, single (Ø 76-89) | 139-2702 | 76-89 | 1.00 |
|---|----------|-------|------|



**WE-EF LIGHTING (Thailand) Co., Ltd.**

57 Moo 5, Kingkaew Rd., Bangplee, 10540 Samutprakarn - Phone: +66 2 738 96 20 - Fax: +66 2 738 96 29

<https://we-ef.com/asia>

Subject to technical changes and errors. - Generated on 10/05/2025

**FLC230-CC LED**

| Description                                      | Part ID  | D1      | Weight (kg) |
|--|----------|---------|-------------|
| PC2 102-114/60 Pole clamp, double<br>(Ø 102-114) | 139-2707 | 102-114 | 1.20        |



|  |          |         |      |
|--|----------|---------|------|
| PC1 102-114/60 Pole clamp, single<br>(Ø 102-114) | 139-2706 | 102-114 | 1.20 |
|--|----------|---------|------|



139-2137

FLC230-CC LED

**we-ef**

---

| Description                                      | Part ID  | D1      | Weight (kg) |
|--|----------|---------|-------------|
| PC2 114-133/60 Pole clamp, double<br>(Ø 114-133) | 139-2709 | 114-133 | 1.40        |

---



---

|  |          |         |      |
|--|----------|---------|------|
| PC1 114-133/60 Pole clamp, single<br>(Ø 114-133) | 139-2708 | 114-133 | 1.40 |
|--|----------|---------|------|

---



139-2137

FLC230-CC LED

**we-ef**

---

| Description                                | Part ID  | D1     | Weight (kg) |
|--|----------|--------|-------------|
| PC2 82-109/60 Pole camp, double (Ø 82-109) | 139-2705 | 82-109 | 1.10        |

---



---

|  |          |        |      |
|--|----------|--------|------|
| PC1 82-109/60 Pole camp, single (Ø 82-109) | 139-2704 | 82-109 | 1.10 |
|--|----------|--------|------|

---



**WE-EF LIGHTING (Thailand) Co., Ltd.**

57 Moo 5, Kingkaew Rd., Bangplee, 10540 Samutprakarn - Phone: +66 2 738 96 20 - Fax: +66 2 738 96 29

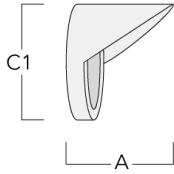
<https://we-ef.com/asia>

Subject to technical changes and errors. - Generated on 10/05/2025

## Optical Accessories

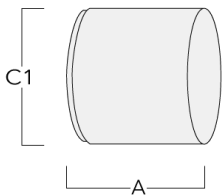
### Glare shield

| Description     | Part ID  | A   | C1  |
|-----------------|----------|-----|-----|
| Glare shield ES | 139-1852 | 159 | 266 |



### Snoot

| Description | Part ID  | A   | C1  |
|-------------|----------|-----|-----|
| Snoot ET    | 139-1853 | 160 | 266 |



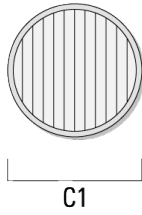


**Linear spread lens**

---

| Description               | Part ID  | C1  |
|---------------------------|----------|-----|
| Linear spread lens IO-180 | 139-1849 | 199 |

---



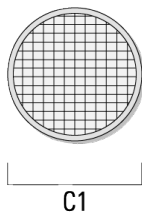
---

**Flood lens**

---

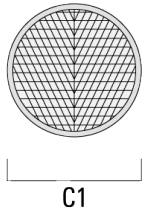
| Description       | Part ID  | C1  |
|-------------------|----------|-----|
| Flood lens IO-360 | 139-1850 | 199 |

---



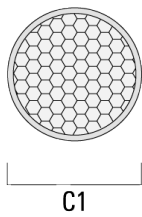
**Wallwash lens**

| Description         | Part ID     | C1  |
|---------------------|-------------|-----|
| Wallwash lens IO-20 | 139-1848-AP | 199 |



**Honeycomb louvre**

| Description         | Part ID  | C1  | H1 |
|---------------------|----------|-----|----|
| Honeycomb louvre IW | 139-1851 | 199 |    |



139-2137

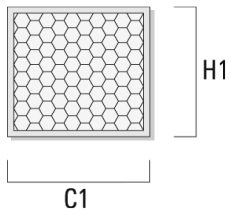
FLC230-CC LED

**we-ef**

---

| Description                 | Part ID  | C1  | H1  |
|-----------------------------|----------|-----|-----|
| Honeycomb louvre IW for EES | 139-2432 | 156 | 109 |

---



---

**WE-EF LIGHTING (Thailand) Co., Ltd.**

57 Moo 5, Kingkaew Rd., Bangplee, 10540 Samutprakarn - Phone: +66 2 738 96 20 - Fax: +66 2 738 96 29

<https://we-ef.com/asia>

Subject to technical changes and errors. - Generated on 10/05/2025

139-2137

FLC230-CC LED

**we-ef**

## Control

### DMX Controller

| Description    | Part ID  |
|----------------|----------|
| DMX Controller | 400-0469 |

### DMX Controller (smart)

| Description            | Part ID  | Additional information  |
|------------------------|----------|---|
| DMX Controller (smart) | 400-0470 | IP20. The Touch Panel is an intuitive and easy-to-use keypad or one DMX universe. It can store up to 36 scenes; alternatively, via .... |



**WE-EF LIGHTING (Thailand) Co., Ltd.**

57 Moo 5, Kingkaew Rd., Bangplee, 10540 Samutprakarn - Phone: +66 2 738 96 20 - Fax: +66 2 738 96 29

<https://we-ef.com/asia>

Subject to technical changes and errors. - Generated on 10/05/2025

139-2137

FLC230-CC LED

**we-ef**

**DMX Controller - RDM ready**

---

| Description                | Part ID  |
|----------------------------|----------|
| DMX Controller - RDM ready | 400-0471 |

---



---

**DMX Splitter**

---

| Description  | Part ID  |
|--------------|----------|
| DMX Splitter | 400-0473 |

---



**WE-EF LIGHTING (Thailand) Co., Ltd.**

57 Moo 5, Kingkaew Rd., Bangplee, 10540 Samutprakarn - Phone: +66 2 738 96 20 - Fax: +66 2 738 96 29

<https://we-ef.com/asia>

Subject to technical changes and errors. - Generated on 10/05/2025

139-2137

FLC230-CC LED

**we-ef**

### DMX Booster Box

---

| Description     | Part ID  |
|-----------------|----------|
| DMX Booster Box | 400-0474 |

---



---

### DMX Motion Sensor

---

| Description       | Part ID  |
|-------------------|----------|
| DMX Motion Sensor | 400-0478 |

---



**WE-EF LIGHTING (Thailand) Co., Ltd.**

57 Moo 5, Kingkaew Rd., Bangplee, 10540 Samutprakarn - Phone: +66 2 738 96 20 - Fax: +66 2 738 96 29

<https://we-ef.com/asia>

Subject to technical changes and errors. - Generated on 10/05/2025

139-2137

FLC230-CC LED

**we-ef**

### DMX Termination Plug

---

| Description          | Part ID  |
|----------------------|----------|
| DMX Termination Plug | 400-0475 |

---



---

### DMX Plug and Socket

---

| Description         | Part ID  |
|---------------------|----------|
| DMX Plug and Socket | 400-0479 |

---



---

**WE-EF LIGHTING (Thailand) Co., Ltd.**

57 Moo 5, Kingkaew Rd., Bangplee, 10540 Samutprakarn - Phone: +66 2 738 96 20 - Fax: +66 2 738 96 29

<https://we-ef.com/asia>

Subject to technical changes and errors. - Generated on 10/05/2025

139-2137

FLC230-CC LED

**we-ef**

### DMX Combination Cable

---

| Description           | Part ID  |
|-----------------------|----------|
| DMX Combination Cable | 400-0480 |

---



---

### DMX Wireless Repeater

---

| Description           | Part ID  |
|-----------------------|----------|
| DMX Wireless Repeater | 400-0477 |

---



---

**WE-EF LIGHTING (Thailand) Co., Ltd.**

57 Moo 5, Kingkaew Rd., Bangplee, 10540 Samutprakarn - Phone: +66 2 738 96 20 - Fax: +66 2 738 96 29

<https://we-ef.com/asia>

Subject to technical changes and errors. - Generated on 10/05/2025



**DMX Wireless Transceiver**

| Description              | Part ID  |
|--------------------------|----------|
| DMX Wireless Transceiver | 400-0476 |

**DMX Controller (smart) - RDM ready**

| Description                        | Part ID  |
|------------------------------------|----------|
| DMX Controller (smart) - RDM ready | 400-0472 |

**R2C Ready to Connect**

| Description                | Part ID  |
|----------------------------|----------|
| R2C Ready to Connect (top) | 430-0019 |

**WE-EF LIGHTING (Thailand) Co., Ltd.**

57 Moo 5, Kingkaew Rd., Bangplee, 10540 Samutprakarn - Phone: +66 2 738 96 20 - Fax: +66 2 738 96 29

<https://we-ef.com/asia>

Subject to technical changes and errors. - Generated on 10/05/2025

**139-2137**

**FLC230-CC LED**

**we-ef**

**DMX Wireless Antenna**

| Description     | Part ID  |
|-----------------|----------|
| Antenna RF5dB   | 430-0036 |
| Antenna RF1.8dB | 430-0018 |

**WE-EF LIGHTING (Thailand) Co., Ltd.**

57 Moo 5, Kingkaew Rd., Bangplee, 10540 Samutprakarn - Phone: +66 2 738 96 20 - Fax: +66 2 738 96 29

<https://we-ef.com/asia>

Subject to technical changes and errors. - Generated on 10/05/2025