

## FLC230-TW LED

**Description**

Tunable White. IP66, Class I. Class II on request. IK07. Marine-grade, die-cast aluminium alloy. 5CE superior corrosion protection including PCS hardware. Silicone CCG® Controlled Compression Gasket. Safety glass lens. One cable gland. Second gland for through-wiring on request. Integral EC electronic converter, thermally separated. CAD-optimised optics for superior illumination and glare control. OLC® One LED Concept. Factory-installed LED circuit board. DALI interface.

|                    |                                |
|--------------------|--------------------------------|
| Weight             | 7.70 kg                        |
| Light distribution | linear spread, narrow beam [E] |
| Light source       | LED-12/44W - 2200-6000 K       |
| CRI                | 80                             |
| Power supply       | EC                             |
| LEDs               | 12                             |
| Rated input power  | 51 W                           |

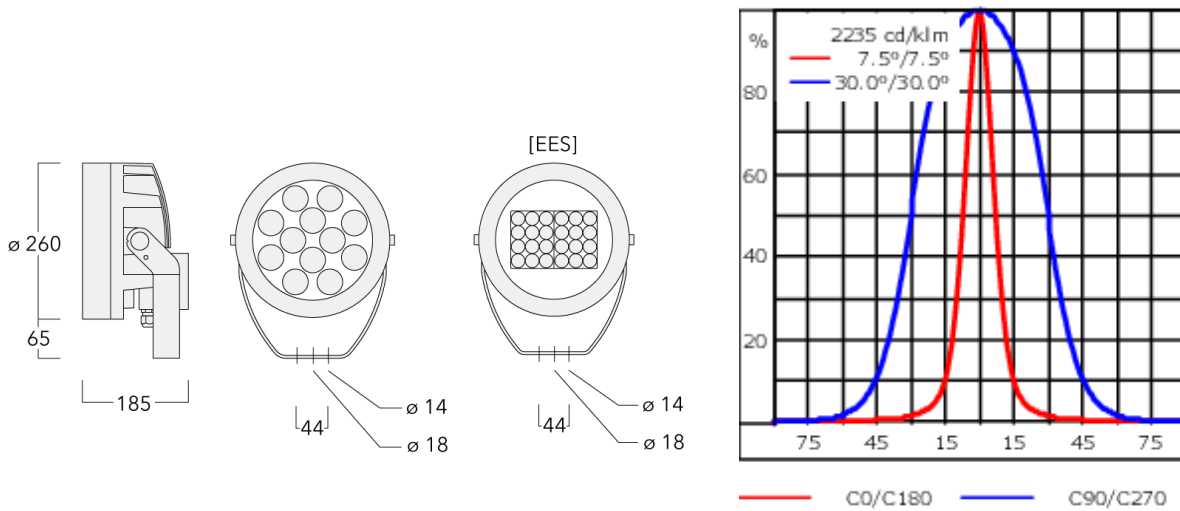
**Nominal Lumen (lm)**

|             |      |
|-------------|------|
| LED Lumen   | 420  |
| Total Lumen | 5040 |
| Tj          | 85   |

**Rated lumens (lm)**

|             |        |
|-------------|--------|
| LED Lumen   | 319.6  |
| Total Lumen | 3835.7 |
| Ta          | 25     |

**FLC230-TW LED**



**Specifications**

**Material description**

|                      |   |
|----------------------|---|
| Body                 | Marine-grade, die-cast aluminium alloy  |
| Lens                 | Safety glass lens   |
| Colours              | <ul style="list-style-type: none"> <li><span style="display: inline-block; width: 15px; height: 15px; background-color: black; margin-right: 5px;"></span> RAL9004 Signal black</li> <li><span style="display: inline-block; width: 15px; height: 15px; background-color: #cccccc; margin-right: 5px;"></span> RAL9006 White aluminium</li> <li><span style="display: inline-block; width: 15px; height: 15px; background-color: #808080; margin-right: 5px;"></span> RAL9007 Grey aluminium</li> <li><span style="display: inline-block; width: 15px; height: 15px; background-color: #333333; margin-right: 5px;"></span> RAL7016 Anthracite grey</li> <li><span style="display: inline-block; width: 15px; height: 15px; background-color: #e0e0e0; margin-right: 5px;"></span> RAL9016 Traffic white</li> </ul> |
| Gasket               | Silicone CCG® Controlled Compression Gasket   |
| Fasteners            | PCS Polymer Coated Stainless Steel Hardware   |
| Ingress protection   | IP66  |
| Impact resistance    | IK07  |
| Corrosion resistance | 5CE   |
| Windage              | 0.054 m <sup>2</sup>  |

**Electrical description**

|                  |                        |
|------------------|------------------------|
| Power supply     | 220-240V / 50-60 Hz    |
| Driver / Ballast | DALI                   |
| Power factor     | > 0.9                  |
| Surge protection | 1/2 kV (optional SP10) |

**139-2135+139-1849**

**FLC230-TW LED**

**we-ef**

**Additional information**

---

Lifetime Ta=25° L90B10 > 90000h

Energy efficiency class E (Light source)

---

**Fagerhult Lighting Ltd**

33-34 Dolben Street, SE1 0UQ London, United Kingdom

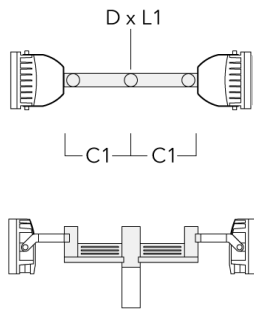
<https://we-ef.com/uk>

Subject to technical changes and errors. - Generated on 27/11/2024

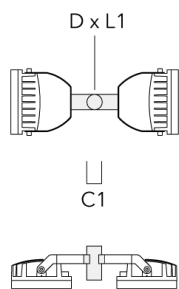
**Mounting Accessories**

**Floodlight mounting bracket TA**

| Description                                 | Part ID  | A    | C1  | D x L1   | Weight (kg) | D x S    |
|---|----------|------|-----|----------|-------------|----------|
| TA2-L Mounting bracket, double (Ø 76 x 200) | 147-0105 | ±90° | 420 | 76 x 200 | 16.10       | 76 x 200 |



|  |          |  |     |          |      |          |
|--|----------|--|-----|----------|------|----------|
| TA2 Mounting bracket, double* (Ø 76 x 200) | 147-0024 |  | 130 | 76 x 200 | 1.90 | 76 x 200 |
|--|----------|--|-----|----------|------|----------|



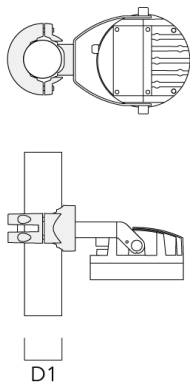
**FLC230-TW LED**

**Pole clamp PC**

| Description                               | Part ID  | D1    | Weight (kg) |
|---|----------|-------|-------------|
| PC2 76-89/60 Pole clamp, double (Ø 76-89) | 139-2703 | 76-89 | 1.00        |



|   |          |       |      |
|---|----------|-------|------|
| PC1 76-89/60 Pole clamp, single (Ø 76-89) | 139-2702 | 76-89 | 1.00 |
|---|----------|-------|------|



**FLC230-TW LED**

| Description                                      | Part ID  | D1      | Weight (kg) |
|--|----------|---------|-------------|
| PC2 102-114/60 Pole clamp, double<br>(Ø 102-114) | 139-2707 | 102-114 | 1.20        |



|  |          |         |      |
|--|----------|---------|------|
| PC1 102-114/60 Pole clamp, single<br>(Ø 102-114) | 139-2706 | 102-114 | 1.20 |
|--|----------|---------|------|



**FLC230-TW LED**

| Description                                      | Part ID  | D1      | Weight (kg) |
|--|----------|---------|-------------|
| PC2 114-133/60 Pole clamp, double<br>(Ø 114-133) | 139-2709 | 114-133 | 1.40        |



|  |          |         |      |
|--|----------|---------|------|
| PC1 114-133/60 Pole clamp, single<br>(Ø 114-133) | 139-2708 | 114-133 | 1.40 |
|--|----------|---------|------|



**FLC230-TW LED**

| Description                                | Part ID  | D1     | Weight (kg) |
|--|----------|--------|-------------|
| PC2 82-109/60 Pole camp, double (Ø 82-109) | 139-2705 | 82-109 | 1.10        |



|  |          |        |      |
|--|----------|--------|------|
| PC1 82-109/60 Pole camp, single (Ø 82-109) | 139-2704 | 82-109 | 1.10 |
|--|----------|--------|------|





**FLC230-TW LED**

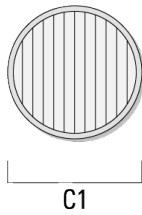
**Optical Accessories**

**Linear spread lens**

---

| Description       | Part ID  | C1  |
|-------------------|----------|-----|
| IO-180-FLC230-LED | 139-1849 | 199 |

---



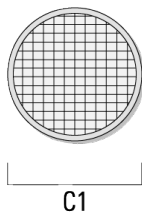
---

**Flood lens**

---

| Description       | Part ID  | C1  |
|-------------------|----------|-----|
| IO-360-FLC230-LED | 139-1850 | 199 |

---



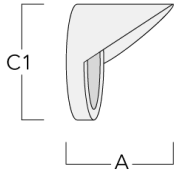
**FLC230-TW LED**

**Glare shield**

---

| Description   | Part ID  | A   | C1  |
|---------------|----------|-----|-----|
| ES-FLC230-LED | 139-1852 | 159 | 266 |

---



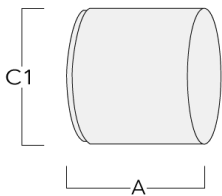
---

**Snoot**

---

| Description   | Part ID  | A   | C1  |
|---------------|----------|-----|-----|
| ET-FLC230-LED | 139-1853 | 160 | 266 |

---



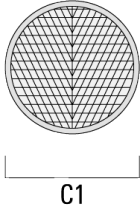
**FLC230-TW LED**

**Wallwash lens**

---

| Description      | Part ID  | C1  |
|------------------|----------|-----|
| 10-20-FLC230-LED | 139-1848 | 199 |

---



**FLC230-TW LED**

**Control**

**DMX Wireless Repeater**

---

| Description           | Part ID  |
|-----------------------|----------|
| DMX Wireless Repeater | 400-0477 |

---



---

**DMX Wireless Transceiver**

---

| Description              | Part ID  |
|--------------------------|----------|
| DMX Wireless Transceiver | 400-0476 |

---



**139-2135+139-1849**

**we-ef**

**FLC230-TW LED**

**R2C Ready to Connect**

| Description                | Part ID  |
|----------------------------|----------|
| R2C Ready to Connect (top) | 430-0019 |

**Fagerhult Lighting Ltd**

33-34 Dolben Street, SE1 0UQ London, United Kingdom

<https://we-ef.com/uk>

Subject to technical changes and errors. - Generated on 27/11/2024