

185-3402

ETC140-GB-CC LED



Description

RGBW/RGBA Colour Changer. IP67*, Class I. Class II on request. IK10+. Stainless steel construction including PCS hardware. Silicone rubber gasket. Safety glass lens; max. load 5 tonnes. Luminaire can be driven over at low speed. Factory-sealed termination chamber complete with cable gland and 1.5 m of flexible PVC free cable. Cable gland with spiral cable bending protection. Integral EC electronic converter in thermally separated compartment. 'No tool' removable gear/lens tray. CAD-optimised optics for superior illumination and glare control. OLC® One LED Concept. Factory installed LED circuit board. DMX interface. Gimbal mounted, 360° rotatable and 30° tiltable. Optional 2200 K version available. To be specified at time of ordering.

The optional installation blockout is recommended for mounting. To be ordered separately.

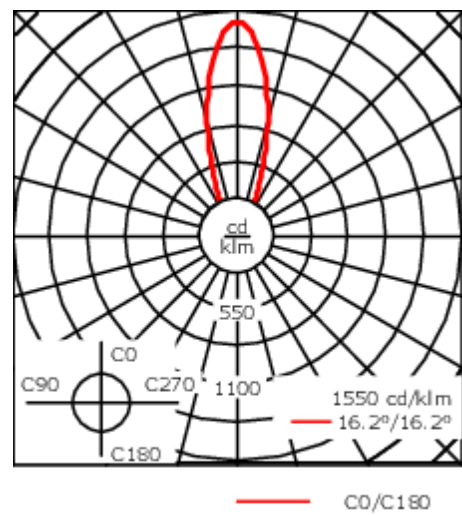
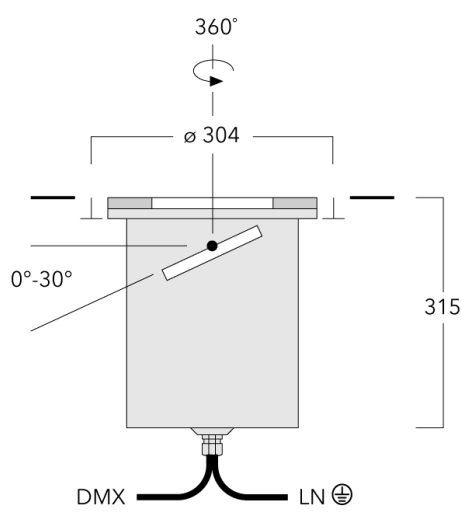
The luminaire is not suitable for permanent underwater operation and must be switched off in the event of flooding.

Optional with Anti-Slip ceramic Coating ASC to DIN 51130 (Trip Classification 10) available on request.

Weight	10.60 kg
Light distribution	symmetric, medium beam [M]
Light source	LED-24/30W - RGBW/4K
CRI	20/80
Power supply	EC
LEDs	48
Rated input power	34 W

Nominal Lumen (lm)	
LED Lumen	62.5
Total Lumen	3000
Tj	85

Rated lumens (lm)	
LED Lumen	45.8
Total Lumen	2199.8
Ta	25



Specifications

Material description

Body	Stainless steel construction
Lens	Safety glass lens; max. load 5 tonnes
Colours	<div><div></div> Stainless Steel</div>
Gasket	Silicone rubber gasket
Fasteners	PCS Polymer Coated Stainless Steel Hardware
Ingress protection	IP67
Impact resistance	IK10+

Electrical description

Power supply	220-240V / 50-60 Hz
Driver / Ballast	Integral EC electronic converter
Power factor	> 0.9
Surge protection	1/2 kV (optional SP10)

Additional information

Lifetime	Ta=25° L90B10 > 90000h
Energy efficiency class	G (Light source)

Mounting Accessories

Installation blackout

Description	Part ID	D1	D2	H1	Weight (kg)	D	H
Blockout, Plastic	185-0323	300	325	420	2.50	300/325	420



Installation cover

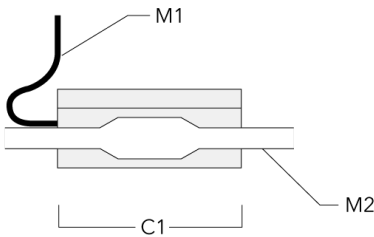
Description	Part ID	C1
Installation cover BE	185-0326	300



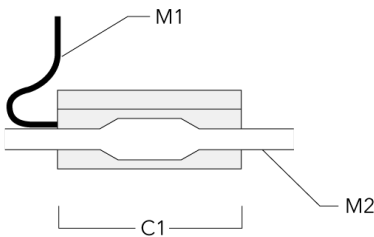
Electrical Accessories

Sealable junction box

Description	Part ID	C1	M1	M2
Sealable junction box SJB130	185-1624	146	Ø 10	Ø 12 - 19



Sealable junction box SJB130 (DMX - in/out)	185-3198	146	Ø 10	Ø 12 - 19
---	----------	-----	------	-----------



Control

DMX Wireless Antenna

Description	Part ID
Antenna RF1.8dB	430-0018

DMX Motion Sensor

Description	Part ID
DMX Motion Sensor	400-0478



DMX Controller

Description	Part ID	Additional information
DMX Controller	400-0469	IP20. DIN Rail system. Is designed for either live or stand-alone control. It features one DMX universe, a USBconnection, 128k flash memory for storing stand-alone programs.

DMX Controller (smart)

Description	Part ID	Additional information
DMX Controller (smart)	400-0470	IP20. The Touch Panel is an untutive abd easy-to use keypad or one DMX universe. It can store up to 36 scences; alternatively, via



DMX Booster Box

Description	Part ID
DMX Booster Box for DMX cable system	400-0474



DMX Wireless Repeater

Description	Part ID
DMX Wireless Repeater	400-0477



DMX Wireless Transceiver

Description	Part ID
DMX Wireless Transceiver	400-0476

