



Description

RGBW/RGBA Color Changer. ASC Lens accessory can be added.

IP69K. Class I. IK10+. Stainless steel construction. PCS hardware. Optional with Anti-Slip ceramic Coating ASC to DIN 51130 (Trip Classification 10) available on request. Silicone CCG® Controlled Compression Gasket. Safety glass lens; max load 5.5 tons (11,000 lbs). Luminaire can be driven over at low speed. Cable gland with spiral cable bending protection. Factory-sealed termination chamber complete with cable gland and 3 ft of flexible PVC-free, gel-impregnated anti-wicking cable. CAD-optimized optics for superior illumination and glare control. Integral driver in thermally separated compartment. OLC® One LED Concept. Factory-installed LED circuit board. Color Boost technology. DMX interface. Gimbal mounted, 360° rotatable and 30° tilttable. 'No tool' removable gear/lens tray.

Suitable for flush installation in concrete or earth. The concrete-pour installation blackout is supplied as standard with luminaire.

Specify product with 7 Digit product code - Finish Color. Accessories, such as mounting, optical, and electrical, must

Weight	18.20 lb
Light distribution	wallwash
Light source	LED-12/19W - RGBA
CRI	20
Power supply	electronic gear
LEDs	12
Rated input power	21 W

Nominal Lumen (lm)	
LED Lumen	170
Total Lumen	2040
Tj	85

Delivered lumens (lm)	
LED Lumen	108.5
Total Lumen	1302.2
Ta	25

185-3417

we-ef

ETC130-GB-CC LED COLOR CHANGER

be specified separately.

Example: XXX-XXXX-9004 (Black).

+ XXX-XXXX (Accessory 1)

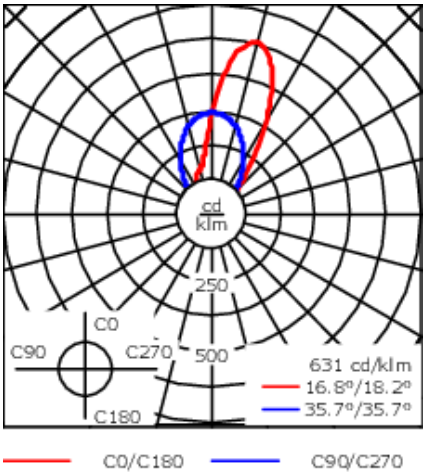
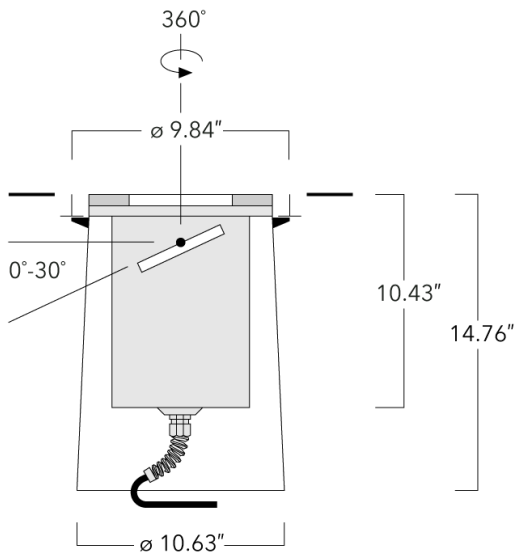
WE-EF LIGHTING USA, LLC

410-D Keystone Drive, 15086 Warrendale, PA 15086 - Phone: +1 724 742 0030

customersupport.usa@we-ef.com - <https://we-ef.com/us>

Subject to technical changes and errors. - Generated on 08/15/2025

ETC130-GB-CC LED COLOR CHANGER



Specifications

Material description

Body	Luminaire body constructed of deep drawn stainless steel, outer housing of composite material
Lens	5/8" thick clear tempered glass lens. Max. load 5000kg/11,000 lbs.
Colors	<div></div> Stainless Steel
Gasket	Silicone CCG® Controlled Compression Gasket
Fasteners	PCS Polymer Coated Stainless Steel Hardware
Ingress protection	IP69K - HIGHEST PROTECTION RATING AVAILABLE
Impact resistance	IK10+

Electrical description

Power supply	Integral DMX 120V-277V Driver
Driver / Ballast	Integral driver
Power factor	> 0.9

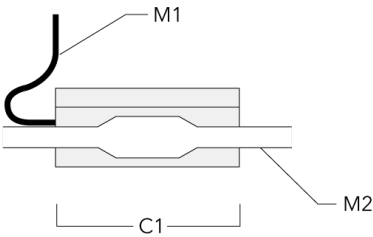
Additional information

Lifetime	Ta=25°/40° L90B10 > 90000h
Listings	ETL, UL-1598, CSA-C22.2#250.0. Suitable for Wet Locations.

Electrical Accessories

Sealable junction box

Description	Part ID	C1	M1	M2
Sealable junction box SJB 130	185-1624	5.75	Ø 0.39	Ø 0.47 - 0.75



ETC130-GB-CC LED COLOR CHANGER

Control

DMX Wireless Antenna

Description	Part ID
Antenna RF1.8dB	430-0018

DMX Controller

Description	Part ID	Additional information
DMX Controller	400-0469	IP20. DIN Rail system. Is designed for either live or stand-alone control. It features one DMX universe, a USBconnection, 128k flash memory for storing stand-alone programs.

DMX Controller (smart)

Description	Part ID	Additional information
DMX Controller (smart)	400-0470	IP20. The Touch Panel is an untutive abd easy-to use keypad or one DMX universe. It can store up to 36 scences; alternatively, via



WE-EF LIGHTING USA, LLC

410-D Keystone Drive, 15086 Warrendale, PA 15086 - Phone: +1 724 742 0030

customersupport.usa@we-ef.com - <https://we-ef.com/us>

Subject to technical changes and errors. - Generated on 08/15/2025

ETC130-GB-CC LED COLOR CHANGER

DMX Booster Box

Description	Part ID
DMX Booster Box for DMX cable system	400-9006



DMX Wireless Repeater

Description	Part ID
DMX Wireless Repeater	400-0477



ETC130-GB-CC LED COLOR CHANGER

DMX Wireless Transceiver

Description	Part ID
DMX Wireless Transceiver	400-0476



DMX Termination Plug

Description	Part ID
DMX Termination Plug	400-0475

