



Description

DOC120-FT LED for remodel projects. For new construction, see DOC120-FT LED [New Construction] version.

IP66, Class I. IK07. Marine-grade, die-cast aluminum alloy. 5CE superior corrosion protection including PCS hardware. Silicone CCG® Controlled Compression Gasket. Safety glass lens. Integral driver, thermally separated. Darklight anodized aluminum reflector for superior illumination and glare control. Factory installed LED circuit board. DMX interface.

A maximum of one internal optical accessory, to be specified at time of ordering.

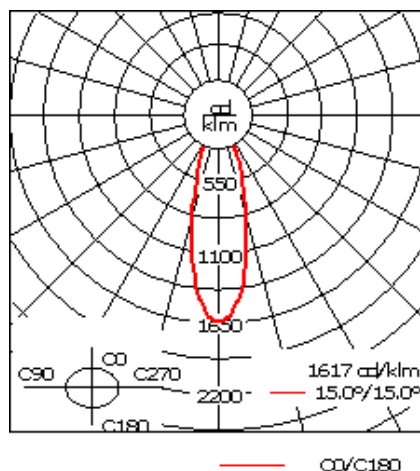
Specify product with 7 Digit product code - Finish Color. Accessories, such as mounting, optical, and electrical, must be specified separately.

Example: XXX-XXXX - 9004 (Black)
+ XXX-XXXX (Accessory 1)

Weight	4.96 lb
Light distribution	symmetric, medium beam [M]
Light source	LED-FT-24W (3000K)
CRI	80
Power supply	electronic gear
LEDs	1
Rated input power	27 W

Delivered lumens (lm)	
LED Lumen	2415.5
Total Lumen	2415.5
Ta	25

Nominal Lumen (lm)	
LED Lumen	4220
Total Lumen	4220
Tc	25



Material description

Body	Marine-grade, die-cast aluminium alloy
Lens	Safety glass lens
Colors	<div><div></div> RAL9004 Black</div> <div><div></div> RAL9007 Grey Metallic</div> <div><div></div> RAL9016 White</div> <div><div></div> RAL8019 Dark Bronze</div>
Gasket	Silicone CCG® Controlled Compression Gasket
Fasteners	PCS Polymer Coated Stainless Steel Hardware
Ingress protection	IP66
Impact resistance	IK07
Corrosion resistance	5CE

Power supply	Integral [ECG] electronic driver 120V-277V. 0-10V dimmable, to be specified with order.
Driver / Ballast	Integral EC electronic converter in thermally-separated compartment
Power factor	> 0.9

410-D Keystone Drive, 15086 Warrendale, PA 15086 - Phone: +1 724 742 0030
customersupport.usa@we-ef.com - <https://we-ef.com/us>
Subject to technical changes and errors. - Generated on 09/08/2025

134-1863



DOC120-FT LED [For Remodel]

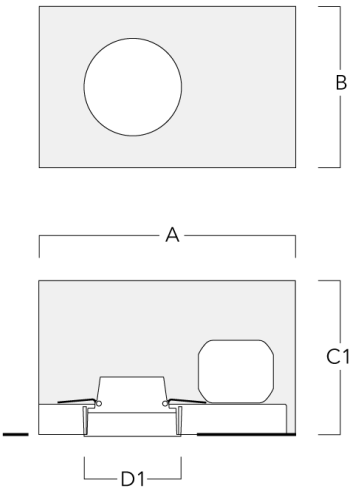
Additional information

Lifetime	Ta=25°/40° L70B50 > 50000h
Listings	Contact WE-EF USA for ETL/UL certification status.

Mounting Accessories

Installation blackout

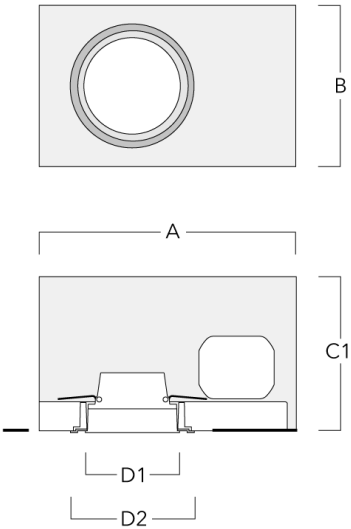
Description	Part ID	A	B	C1	D1
BD012-I	134-1748	15.1	10.7	7.6	6.1



DOC120-FT LED [For Remodel]

Installation blockout, flush with shadow line

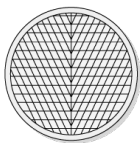
Description	Part ID	A	B	C1	D1	D2
BD012-III	134-1749	15.08	9.13	7.55	6.1	7.8



Optical Accessories

Linear spread lens

Description	Part ID	C1
IO-180-DOC120-LED-FT	134-1781	4.05



C1

DOC120-FT LED [For Remodel]

Softening Lens

Description	Part ID	C1
IO-360-DOC120-LED-FT	134-1782	4.05



Wallwash lens

Description	Part ID	C1
IO-20-WW-DOC120-LED-FT	134-1771	4.05

