



Description

IP67. IK10+. Stainless steel construction including PCS hardware. Safety glass lens, max. load 5 tonnes. Luminaire can be driven over at low speed. Silicone rubber gasket. Anti-wick technology, equipped with a cable gland and 0.5 meters of flexible, PVC-free cable. Integral EC electronic converter. Advanced thermal management protects LEDs while optimising lumens output. Removable LED boards for upgrading. CAD-optimised optics for superior illumination and glare control. OLC® One LED Concept. 20° tiltable and 355° rotatable. 1-10 V analogue dimming or DALI interface (6 W luminaires only) available on request. Luminaire installation blockout and sealable junction box included in supply.

2700 K option available on request.

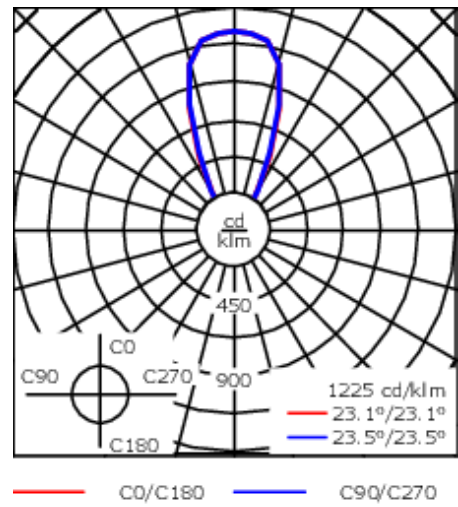
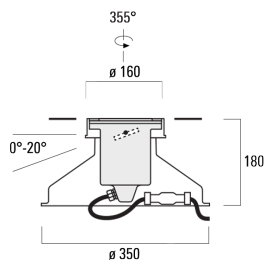
ASC Anti Slip Coating on request.

IMPORTANT! Inground blockouts must be installed with effective drainage, watch [here](https://vimeo.com/672613058).

Weight	4.00 kg
Light distribution	symmetric, medium beam [M]
Light source	LED-3/9W / 1050mA - 4000 K
CRI	80
Power supply	EC
LEDs	3
Rated input power	11 W

Nominal Lumen (lm)	
LED Lumen	450
Total Lumen	1350
Tj	85

Rated lumens (lm)	
LED Lumen	336.8
Total Lumen	1010.3
Ta	25



Specifications

Material description

Body	Stainless steel construction
Lens	Safety glass lens, max. load 5 tonnes
Colours	<div></div> Stainless Steel
Gasket	Silicone rubber gasket
Fasteners	PCS Polymer Coated Stainless Steel Hardware (unpainted)
Ingress protection	IP67
Impact resistance	IK10+

Electrical description

Power supply	230V / 50 Hz
Driver / Ballast	Integral EC electronic converter
Termination	Junction box supplied

Additional information

Warranty	The product is supplied with 10-year warranty. Please refer to the LED Warranty Statement located on www.we-ef.com for further details. Warranty void if installed without proper drainage.
----------	--------------------------------------------------------------------------------------------------------------------------------------------------------------------------------------------------------------------------------

Mounting Accessories

Installation cover

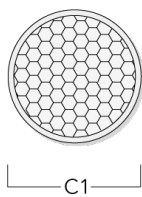
Description	Part ID	C1
Installation cover BE	185-0796	160



Optical Accessories

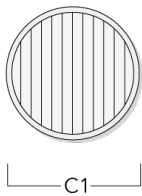
Honeycomb louvre

Description	Part ID	C1
Honeycomb Louvre	185-2869	60




Linear spread lens

Description	Part ID	C1
Linear spread lens IO-180	185-9612	60



Surface wash lens

Description	Part ID	C1
Flood lens IO-360	185-9613	60



Linear louvre

Description	Part ID	Additional information	C1
Linear louvre IL for 120-GB LED	185-9614	ETC320	60



Colour filter

Description	Part ID
Colour filter IF	on request

