



Description


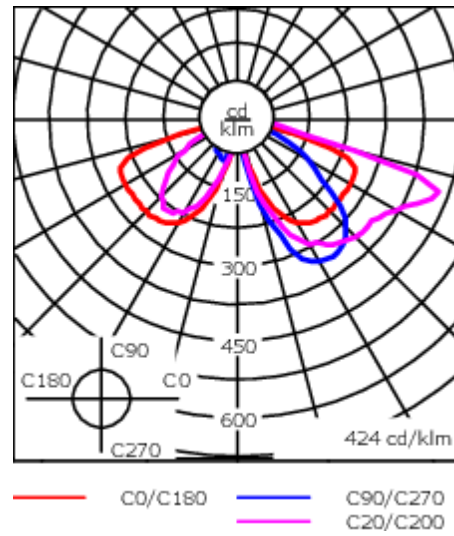
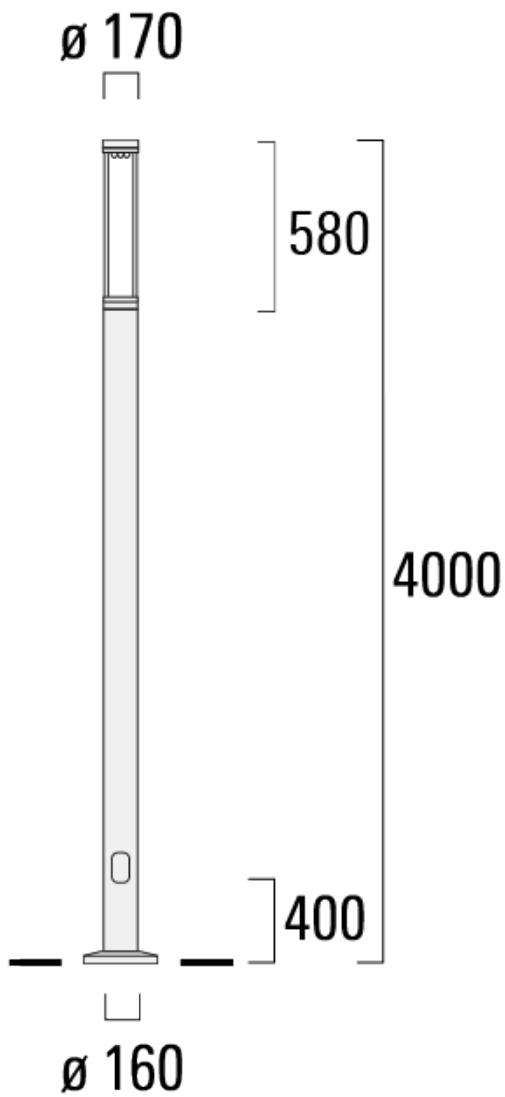
IP55, Class I. IK09. Marine-grade, all-aluminium construction. 5CE superior corrosion protection including PCS hardware. Silicone rubber gasket. Polycarbonate lens.

Integral EC electronic converter. CAD-optimised optics for superior illumination and glare control. Optional 2200 K version available. To be specified at time of ordering.

Service door with fused cable connecting box.





Supplied as a complete luminaire (luminaire head and standpipe). Please note: The standpipe height must be entered for the photometric calculation.

Weight	25.00 kg
Light distribution	asymmetric, side throw [S65]
Light source	LED-9/18W / 700 mA - 4000 K
CRI	80
Power supply	EC
LEDs	9
Rated input power	20 W
Nominal Lumen (lm)	
LED Lumen	310
Total Lumen	2790
Tj	85
Rated lumens (lm)	
LED Lumen	275.6
Total Lumen	2480.1
Ta	25



Specifications

Material description

Body	Marine-grade, all-aluminium construction
Lens	PMMA
Colours	 RAL9004 Signal black  RAL9007 Grey aluminium  RAL7016 Anthracite grey  RAL9016 Traffic white
Gasket	Silicone rubber gasket
Fasteners	PCS Polymer Coated Stainless Steel Hardware
Ingress protection	IP55
Impact resistance	IK09
Corrosion resistance	5CE

Electrical description

Driver / Ballast	Integral EC electronic converter
Power factor	> 0.9

Additional information

Lifetime	Ta=25° L90B10 > 90000h
----------	------------------------

Mounting Accessories

Planted root

Description	Part ID	D1	D2	D3	D4	H1	H2	M1	T1	T2	Weight (kg)
Planted root ESV6	300-0457-AP	305	270	106	140	606	506	16	200	50 x 100	18.10

