



Description

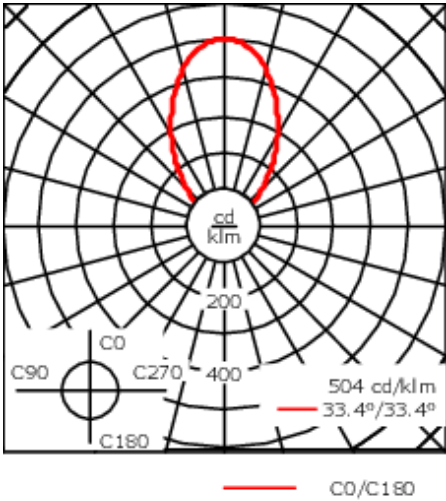
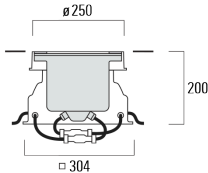
RGBW Colour Changer. IP67, Class I. IK10+. Stainless steel construction including PCS hardware. Safety glass lens; max. load 5 tonnes. Luminaire can be driven over at low speed. Silicone rubber gasket. Factory-sealed termination chamber complete with cable gland and 0.5 m of flexible PVC free cable.

Integral EC electronic converter. Advanced thermal management protects LEDs while optimising lumens output. Removable LED boards for upgrading. CAD-optimised optics for superior illumination and glare control. OLC_R_ One LED Concept. LED circuit board with WE-EF Colour Boost Technology. DMX Interface. For other control interface options to suit specific project requirements, contact WE-EF.

Luminaire installation blockout and sealable junction box included in supply.

IMPORTANT! Inground blockouts must be installed with effective drainage, watch <https://vimeo.com/672613058> here.

Weight	6.40 kg
Light distribution	symmetric, wide beam [B]
Light source	LED-12/19W - RGBW/4K
CRI	20/80
Power supply	EC
LEDs	12
Rated input power	23 W
Nominal Lumen (lm)	
LED Lumen	160
Total Lumen	1920
Tj	85
Rated lumens (lm)	
LED Lumen	110.9
Total Lumen	1330.6
Ta	25



Specifications

Material description

Body	Stainless steel construction
Lens	Safety glass lens, max. load 5 tonnes
Colours	<div><div></div>Stainless Steel</div>
Gasket	Silicone rubber gasket
Fasteners	PCS Polymer Coated Stainless Steel Hardware (unpainted)
Ingress protection	IP67
Impact resistance	IK10+

Electrical description

Power supply	230V / 50 Hz
Driver / Ballast	Integral EC electronic converter with DMX Interface
Termination	Junction box supplied

Additional information

Warranty	The product is supplied with 10-year warranty. Please refer to the LED Warranty Statement located on www.we-ef.com for further details. Warranty void if installed without proper drainage.
----------	--

Mounting Accessories

Installation cover

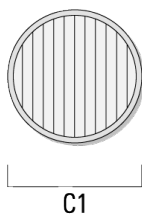
Description	Part ID	C1
Installation cover BE	185-0325	250



Optical Accessories

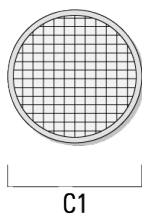
Linear spread lens

Description	Part ID	C1
Linear spread lens IO-180	185-7170	191



Surface wash lens

Description	Part ID	C1
Flood lens IO-360	185-7171	191



Wallwash lens

Description	Part ID	C1
IO-20-WW-ETC/EVC_30-FS-LED	185-8492	191



C1

Control

DMX Wireless Antenna

Description	Part ID
Antenna RF1.8dB	430-0018
Antenna RF5dB	430-0036

DMX Wireless Repeater

Description	Part ID
DMX Wireless Repeater	400-0477



DMX Wireless Transceiver

Description	Part ID
DMX Wireless Transceiver	400-0476

