



**Description**  
RGBW Color Changer.

IP69K. Class I. IK10+. Stainless steel construction. PCS hardware. Silicone CCG® Controlled Compression Gasket. Safety glass lens; max load 5.5 tons (11,000 lbs). Luminaire can be driven over at low speed. Factory-sealed termination chamber complete with cable gland and 3 ft of flexible PVC-free, gel-impregnated anti-wicking cable. CAD-optimized optics for superior illumination and glare control. Integral driver. OLC® One LED Concept. LED circuit board. Color Boost technology. Advanced thermal management protects LEDs while optimizing lumens output. LED boards can be easily removed for upgrading. DMX interface. For other control interface options to suit specific project requirements, contact WE-EF.

The concrete-pour installation blockout is supplied as standard with luminaire.

Specify product with 7 Digit product code - Finish Color. Accessories, such as mounting, optical, and electrical, must be specified separately.  
Example: XXX-XXXX-9004 (Black)  
+ XXX-XXXX (Accessory 1)

Weight	22.0 lb
Light distribution	symmetric, medium beam [M]
Light source	LED-12/19W - RGBW/4K
CRI	20/80
Power supply	electronic gear
LEDs	12
Rated input power	23 W

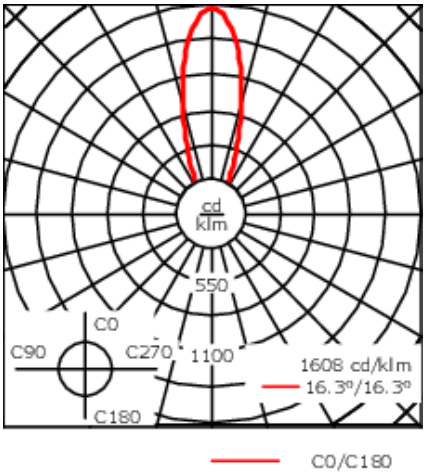
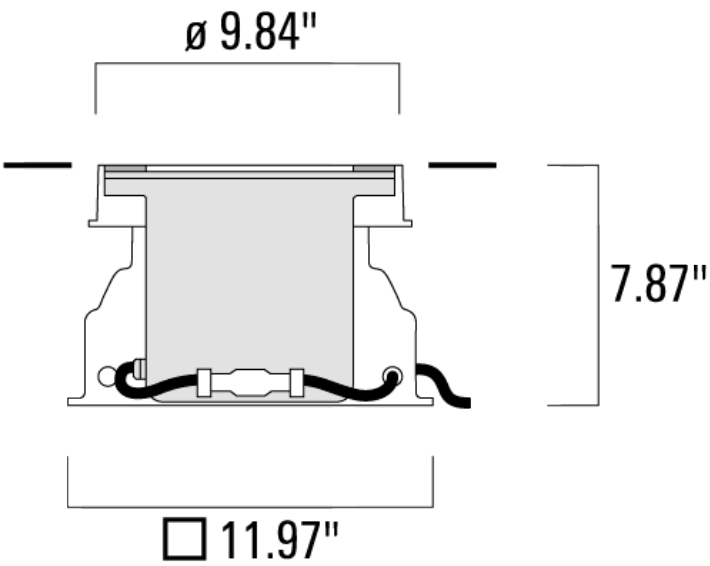
Nominal Lumen (lm)	
LED Lumen	160
Total Lumen	1920
Tj	85

Delivered lumens (lm)	
LED Lumen	110.6
Total Lumen	1326.7
Ta	25

185-7793


ETC330-FS CC LED COLOR CHANGER

**we-ef**



## ETC330-FS CC LED COLOR CHANGER

**Specifications****Material description**

Body	Luminaire body constructed of deep drawn stainless steel. Outer housing composite material.
Lens	Safety glass lens, max. load 5 tonnes
Colors	 Stainless Steel
Gasket	Silicone CCG® Controlled Compression Gasket
Fasteners	PCS polymer coated stainless steel
Ingress protection	IP69K
Impact resistance	IK10+

**Electrical description**

Power supply	Integral [ECG] electronic driver 120V-277V. 0-10V dimmable, to be specified with order.
Driver / Ballast	Integral EC electronic converter with DMX Interface
Termination	Factory sealed termination chamber

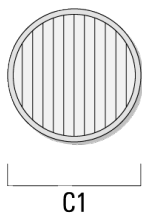
**Additional information**

Lifetime	LED >60,000 h Ta 25°C (L70/B10) Control gear >50,000 h Ta 25°C
Listings	Contact WE-EF USA for ETL certification status.

Optical Accessories

Linear spread lens

Description	Part ID	C1
Linear spread lens IO-180	185-7170	7.52



ETC330-FS CC LED COLOR CHANGER

Softening Lens

Description	Part ID	C1
Flood lens IO-360	185-7171	6.30



Linear louvre

Description	Part ID	C1
Linear louvre IL	185-7172	7.52



ETC330-FS CC LED COLOR CHANGER

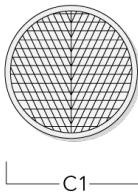
Honeycomb louvre

Description	Part ID	C1
Honeycomb Louvre IW	185-7180	7.53



Wallwash lens

Description	Part ID	C1
IO-20-WW-ETC/EVC_30-FS-LED	134-1492	7.52



Control

DMX Wireless Antenna

Description	Part ID
Antenna RF1.8dB	430-0018

DMX Wireless Repeater

Description	Part ID
DMX Wireless Repeater	400-0477



185-7793



ETC330-FS CC LED COLOR CHANGER

DMX Wireless Transceiver

Description	Part ID
DMX Wireless Transceiver	400-0476

