

131-9970

RLS410 LED



**Description**

Surface-mounted wall luminaire.

ADA (American Disabilities Act) Compliant.

IP66. Class I. IK08. Marine-grade, die-cast aluminum alloy. 5CE superior corrosion protection including PCS hardware. Silicone CCG® Controlled Compression Gasket. Safety glass lens. CAD-optimized optics for superior illumination and glare control. Integral driver. OLC® One LED Concept. Advanced thermal management protects LEDs while optimizing lumens output. 0-10V Dimming comes standard with luminaire. Luminaire is factory-sealed and does not need to be opened during installation.

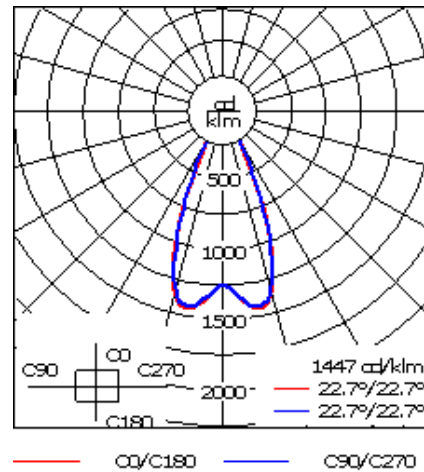
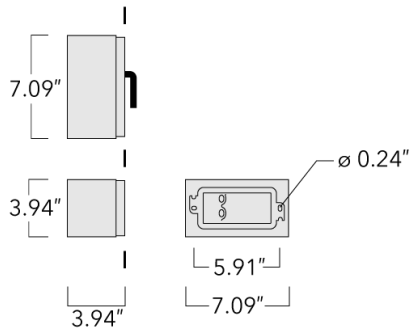
Luminaire can be mounted for up or down lighting. Suitable for installation on ceiling or wall over 4" recessed junction box.

Specify product with 7 Digit product code - Finish Color. Accessories, such as mounting, optical, and electrical, must be specified separately.  
Example: XXX-XXXX-9004 (Black)  
+ XXX-XXXX (Accessory 1)

Weight	4.19 lb
Light distribution	symmetric, medium beam [M]
Light source	LED-3/13W / 1400 mA - 3000 K
CRI	80
Power supply	electronic gear
BUG	B2 U0 G0
LEDs	3
Rated input power	14 W

Nominal Lumen (lm)	
LED Lumen	550
Total Lumen	1650
Tj	85

Delivered lumens (lm)	
LED Lumen	434.8
Total Lumen	1304.5
Ta	25



## Specifications

## Material description

Body	Marine-grade, die-cast aluminium alloy
Lens	Safety glass lens
Colors	<div><div></div> RAL9004 Black</div> <div><div></div> RAL9007 Grey Metallic</div> <div><div></div> RAL9016 White</div> <div><div></div> RAL8019 Dark Bronze</div>
Gasket	Silicone CCG® Controlled Compression Gasket
Fasteners	PCS Polymer Coated Stainless Steel Hardware
Ingress protection	IP66
Impact resistance	IK08
Corrosion resistance	5CE

## Electrical description

Power supply	Integral [ECG] electronic driver 120V-277V. 0-10V dimmable, to be specified with order.
Driver / Ballast	Integral EC electronic converter

**WE-EF LIGHTING USA, LLC**

410-D Keystone Drive, 15086 Warrendale, PA 15086 - Phone: +1 724 742 0030  
customersupport.usa@we-ef.com - <https://we-ef.com/us>  
Subject to technical changes and errors. - Generated on 08/14/2025

131-9970

RLS410 LED



Additional information

Lifetime	Ta=25°/40° L90B10 > 90000h
BUG Rating	Please see individual Spec Sheets for classification of Backlight, Uplight and Glare.
Listings	ETL listed. Suitable for wet locations.

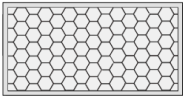
Optical Accessories

Colour correction filter

Description	Part ID
IF-3000K > 2400K	131-9556

Honeycomb louvre

Description	Part ID
Honeycomb louvre IW	131-9555



131-9970

RLS410 LED



Mounting Accessories

Surface Collar

Description	Part ID	A	B	C1	D1	D2	D3	M1	M2
RLS410 Surface Collar	131-6002	3.94	7.09	1.75	ø1	ø1.75	ø0.38	2.75	5.75