

111-0190

RFL540-SE LED

we-ef



Description

IP66, Class I. IK07. Marine-grade, die-cast aluminium alloy. 5CE superior corrosion protection including PCS hardware. Non-reflecting safety glass lens, hinged. Silicone CCG® Controlled Compression Gasket. Luminaire is factory-sealed and does not need to be opened during installation.

Integral electronic converter with DALI interface. Advanced thermal management protects LEDs while optimising lumens output. Removable LED boards for upgrading. CAD-optimised optics for superior illumination and glare control. OLC® One LED Concept.

Variant with 2200 K or as 'Wild-Light' 2200 K combined with 3000 K with Eco Step Dim® Advanced or Motion available on request, must be specified at time of ordering.

Contact WE-EF direct or your local WE-EF sales representative for an individual solution designed to precisely meet your needs.

Including 0.5 m cable with a cable connector.

Maximum spacing for streetlighting applications depends on wattage and light distribution: 5.5 to 9 times the mounting height.

WE-EF LIGHTING (Thailand) Co., Ltd.

57 Moo 5, Kingkaew Rd., Bangplee, 10540 Samutprakarn - Phone: +66 2 738 96 20 - Fax: +66 2 738 96 29

<https://we-ef.com/asia>

Subject to technical changes and errors. - Generated on 23/10/2024

| | |
|--------------------|------------------------------|
| Weight | 15.00 kg |
| Light distribution | asymmetric, side throw [S60] |
| Light source | LED-36/72W / 700 mA - 3000 K |
| CRI | 80 |
| Power supply | EC |
| BUG | B2 U0 G1 |
| LEDs | 36 |
| Rated input power | 79 W |

Nominal Lumen (lm)

| | |
|-------------|-------|
| LED Lumen | 290 |
| Total Lumen | 10440 |
| Tj | 85 |

Rated lumens (lm)

| | |
|-------------|--------|
| LED Lumen | 260.6 |
| Total Lumen | 9380.8 |
| Ta | 25 |

111-0190

RFL540-SE LED

we-ef

Wild-Light options available on request.

WE-EF LIGHTING (Thailand) Co., Ltd.

57 Moo 5, Kingkaew Rd., Bangplee, 10540 Samutprakarn - Phone: +66 2 738 96 20 - Fax: +66 2 738 96 29

<https://we-ef.com/asia>

Subject to technical changes and errors. - Generated on 23/10/2024

2 of 16

Mounting Accessories

Wall and pole brackets RE

| Description | Part ID | Additional information | C1 | D1 | D2 | D × L1 | H1 | M1 | Weight(kg) | C | H |
|----------------------|----------|------------------------|-----|-----|-----|--------|----|----|------------|-----|---|
| Wall bracket RE0-540 | 111-0084 | | 180 | 230 | 195 | | | 12 | 2.60 | 140 | |



| | | | | | | | | | | | |
|------------------------------|----------|--|-----|--|--|----------|-----|--|------|-----|-----|
| Pole bracket RE1-540, single | 111-0042 | | 200 | | | 76 x 130 | 550 | | 7.30 | 200 | 550 |
|------------------------------|----------|--|-----|--|--|----------|-----|--|------|-----|-----|

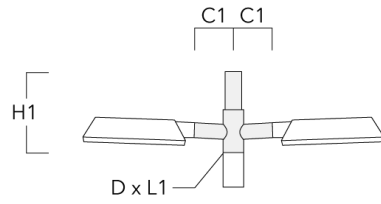


111-0190

RFL540-SE LED

we-ef

| Description | Part ID | Additional information | C1 | D1 | D2 | D × L1 | H1 | M1 | Weight (kg) | C | H |
|------------------------------|----------|------------------------|-----|----|----|----------|-----|----|-------------|-----|-----|
| Pole bracket RE2-540, double | 111-0043 | | 200 | | | 76 x 130 | 550 | | 8.40 | 200 | 550 |



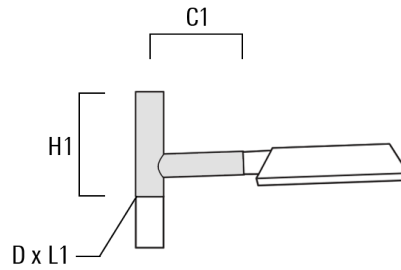
WE-EF LIGHTING (Thailand) Co., Ltd.

57 Moo 5, Kingkaew Rd., Bangplee, 10540 Samutprakarn - Phone: +66 2 738 96 20 - Fax: +66 2 738 96 29

<https://we-ef.com/asia>

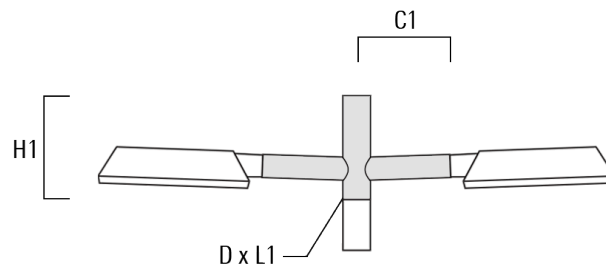
Subject to technical changes and errors. - Generated on 23/10/2024

| Description | Part ID | Additional information | C1 | D1 | D2 | D × L1 | H1 | M1 | Weight (kg) | C | H |
|--|----------|---|-----|----|----|---------|-----|----|-------------|---|---|
| Pole bracket RE1, single for mounting on AML-A poles | 111-9022 | Mounting brackets. Marine-grade aluminium alloy. 5CE superior corrosion protection including PCS hardware. | 320 | | | 76 x 76 | 550 | | 6.10 | | |

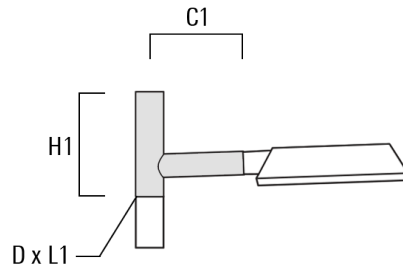


RFL540-SE LED

| Description | Part ID | Additional information | C1 | D1 | D2 | D × L1 | H1 | M1 | Weight (kg) | C | H |
|--|----------|---|-----|----|----|---------|-----|----|-------------|---|---|
| Pole bracket RE2, double for mounting on AML-A poles | 111-9023 | Mounting brackets. Marine-grade aluminium alloy. 5CE superior corrosion protection including PCS hardware. | 320 | | | 76 x 76 | 550 | | 7.20 | | |

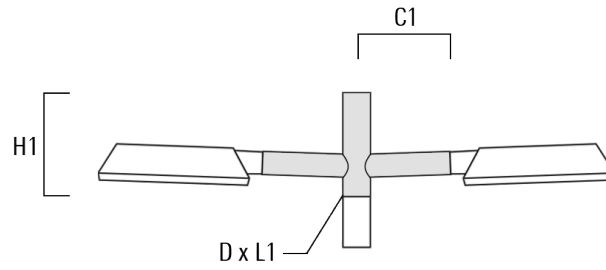


| Description | Part ID | Additional information | C1 | D1 | D2 | D × L1 | H1 | M1 | Weight (kg) | C | H |
|--|----------|---|-----|----|----|----------------------------|-----|----|-------------|---|---|
| Pole bracket RE1, single for mounting on AMW poles | 111-9012 | Mounting brackets. Marine-grade aluminium alloy. 5CE superior corrosion protection including PCS hardware. | 320 | | | (102 x 80) + (76 x 100) | 590 | | 7.50 | | |



RFL540-SE LED

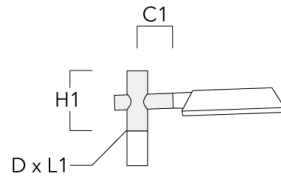
| Description | Part ID | Additional information | C1 | D1 | D2 | D × L1 | H1 | M1 | Weight (kg) | C | H |
|--|----------|---|-----|----|----|----------------------------|-----|----|-------------|---|---|
| Pole bracket RE2, double for mounting on AMW poles | 111-9013 | Mounting brackets. Marine-grade aluminium alloy. 5CE superior corrosion protection including PCS hardware. | 320 | | | (102 x 80) + (76 x 100) | 590 | | 8.60 | | |



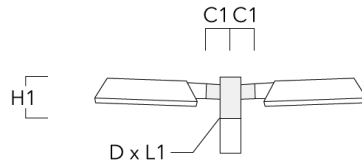
Pole brackets RF

RFL540-SE LED

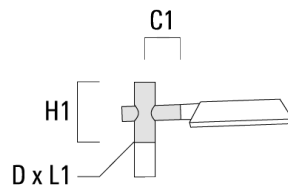
| Description | Part ID | Additional information | C1 | D x L1 | H1 | Weight (kg) | C | H |
|------------------------------|----------|------------------------|-----|---------|-----|-------------|-----|-----|
| Pole bracket RF1-540, single | 111-0046 | | 200 | 76 x 80 | 200 | 5.60 | 200 | 300 |



| | | | | | | | | |
|------------------------------|----------|--|-----|-------|-----|------|-----|-----|
| Pole bracket RF2-540, double | 111-0047 | | 200 | 3 x 3 | 200 | 6.20 | 200 | 300 |
|------------------------------|----------|--|-----|-------|-----|------|-----|-----|

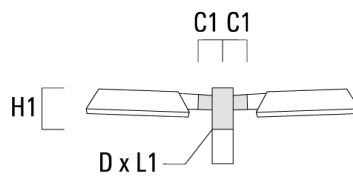


| Description | Part ID | Additional information | C1 | D × L1 | H1 | Weight (kg) | C | H |
|--|----------|--|-----|-------------------------|-----|-------------|---|---|
| Pole bracket RF1, single for mounting on AMW poles | 111-9010 | Mounting brackets. Marine-grade aluminium alloy. 5CE superior corrosion protection including PCS hardware. | 320 | (102 x 80) + (76 x 100) | 340 | 5.80 | | |



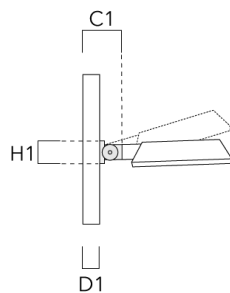
RFL540-SE LED

| Description | Part ID | Additional information | C1 | D × L1 | H1 | Weight (kg) | C | H |
|--|----------|--|-----|-------------------------|-----|-------------|---|---|
| Pole bracket RF2, double for mounting on AMW poles | 111-9011 | Mounting brackets. Marine-grade aluminium alloy. 5CE superior corrosion protection including PCS hardware. | 320 | (102 x 80) + (76 x 100) | 340 | 6.40 | | |



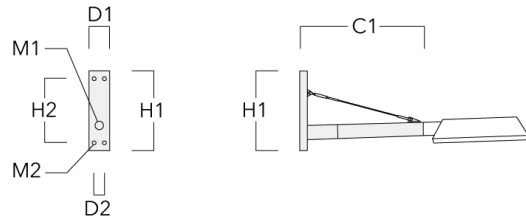
Wall and pole brackets RI

| Description | Part ID | C1 | D1 | H1 | Weight (kg) | D | H |
|------------------------------|----------|---------|---------|-----|-------------|---------|-----|
| Wall and pole bracket RI-540 | 111-0179 | 212-255 | 102-133 | 127 | 1.85 | 102-133 | 110 |

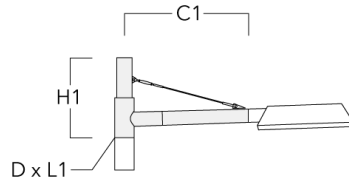


Wall and pole brackets RX

| Description | Part ID | C1 | D1 | D2 | D × L1 | H1 | H2 | M1 | M2 | Weight (kg) |
|----------------------|----------|------|-----|-----|--------|-----|-----|----|----|-------------|
| RX0-540 Wall bracket | 111-0086 | 1000 | 140 | 100 | | 450 | 385 | 30 | 12 | 5.20 |

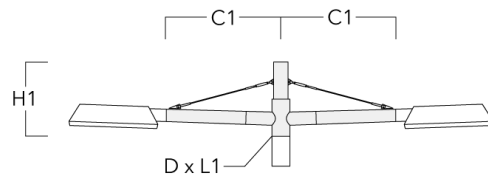


| | | | | | | | | | | |
|------------------------------|----------|------|--|--|----------|-----|--|--|--|------|
| RX1-540 Pole bracket, single | 111-0054 | 1000 | | | 76 x 130 | 550 | | | | 6.80 |
|------------------------------|----------|------|--|--|----------|-----|--|--|--|------|



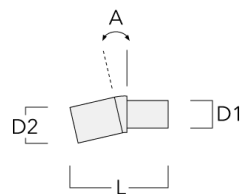
RFL540-SE LED

| Description | Part ID | C1 | D1 | D2 | D × L1 | H1 | H2 | M1 | M2 | Weight (kg) |
|------------------------------|----------|------|----|----|----------|-----|----|----|----|-------------|
| RX2-540 Pole bracket, double | 111-0055 | 1000 | | | 76 x 130 | 550 | | | | 9.70 |

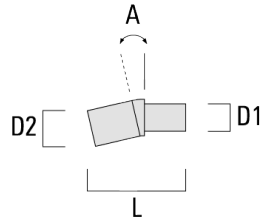


Tilt brackets TB

| Description | Part ID | A | D1 | D2 | L | Weight (kg) |
|-------------------------------|----------|-----|---------|----------|-----|-------------|
| TB-540.60-10 Tilt bracket 10° | 111-0636 | 10° | 60 x 90 | 60 x 100 | 205 | 0.70 |



| Description | Part ID | A | D1 | D2 | L | Weight (kg) |
|-------------------------------|----------|-----|---------|----------|-----|-------------|
| TB-540.60-15 Tilt bracket 15° | 111-0637 | 15° | 60 x 90 | 60 x 100 | 205 | 0.70 |



111-0190

RFL540-SE LED

we-ef

Control

R2C Ready to Connect

| Description | Part ID |
|----------------------------|----------|
| R2C Ready to Connect (top) | 430-0019 |

WE-EF LIGHTING (Thailand) Co., Ltd.

57 Moo 5, Kingkaew Rd., Bangplee, 10540 Samutprakarn - Phone: +66 2 738 96 20 - Fax: +66 2 738 96 29

<https://we-ef.com/asia>

Subject to technical changes and errors. - Generated on 23/10/2024

111-0190

RFL540-SE LED

WE-EF LIGHTING (Thailand) Co., Ltd.

57 Moo 5, Kingkaew Rd., Bangplee, 10540 Samutprakarn

Phone: +66 2 738 96 20

Fax: +66 2 738 96 29

<https://we-ef.com/asia>

Subject to technical changes and errors.

Generated on 23/10/2024