

Description

Column Grazer.

IP69K. Class I. IK08. Marine-grade, all aluminum construction. Anodized aluminum extrusion. PCS hardware. Silicone CCG® Controlled Compression Gasket. Safety glass lens; max static load, 3.3 tons (6,600 lbs) (according to DIN EN 60598-2-13). Luminaire can be driven over at low speed, without accelerating or turning, by vehicles with air-filled tires, at a weight up to 5.5 tons (11,000 lbs) per wheel. Factory-sealed termination chamber complete with cable gland and 3 ft of flexible PVC free, gel-impregnated anti-wicking cable. Linear PMMA LED lens. Integral driver in thermally separated compartment. Factory-installed LED circuit board. LED board can be easily removed for upgrading. 0-10V Dimming. Luminaire is factory-sealed and does not need to be opened during installation.

The installation blackout to be ordered separately; block-outs can house between 1-4 luminaires.

Specify product with 7 Digit product code - Finish Color. Accessories, such as mounting, optical, and electrical, must be specified separately.

| | |
|-----------------------|------------------------------|
| Weight | 17.00 lb |
| Light distribution | asymmetric, wallgrazer [A6] |
| Light source | LED-64/40W / 225 mA - 3000 K |
| CRI | 80 |
| Power supply | electronic gear |
| LEDs | 64 |
| Rated input power | 44 W |
| Nominal Lumen (lm) | |
| LED Lumen | 90 |
| Total Lumen | 5760 |
| Tj | 85 |
| Delivered lumens (lm) | |
| LED Lumen | 68.5 |
| Total Lumen | 4382.8 |
| Ta | 25 |

186-0374

we-ef

ETV144 LED COLUMN GRAZER

Example: XXX-XXXX-9004 (Black)

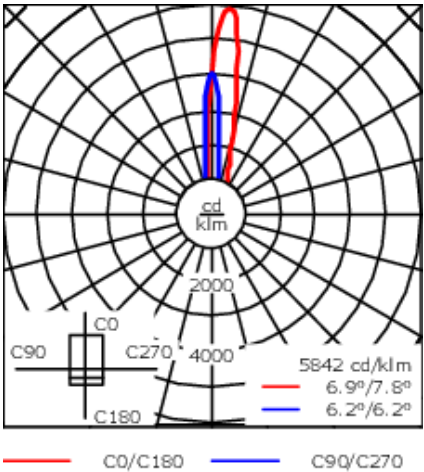

+ XXX-XXXX (Accessory 1)

WE-EF LIGHTING USA, LLC

410-D Keystone Drive, 15086 Warrendale, PA 15086 - Phone: +1 724 742 0030

customersupport.usa@we-ef.com - <https://we-ef.com/us>

Subject to technical changes and errors. - Generated on 08/15/2025



Specifications

Material description

| | |
|--------------------|--|
| Body | Marine-grade all aluminum construction. Anodized aluminum extrusion. |
| Lens | Safety glass lens; max. load 3 tonnes |
| Colors | |
| Gasket | Silicone CCG® Controlled Compression Gasket |
| Fasteners | PCS Polymer Coated Stainless Steel Hardware |
| Ingress protection | IP69K - HIGHEST PROTECTION RATING AVAILABLE |
| Impact resistance | IK08 |

Electrical description

| | |
|------------------|---|
| Power supply | Integral [ECG] electronic driver 120V-277V. 0-10V dimmable, to be specified with order. |
| Driver / Ballast | Electronic converter with 0-10V interface |
| Power factor | > 0.9 |

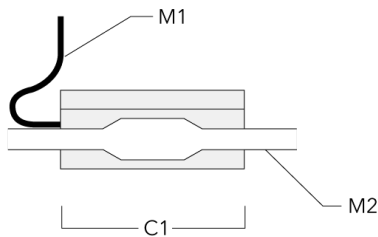
Additional information

| | |
|----------|--|
| Lifetime | Ta=25°/40° L90B10 > 90000h |
| Listings | ETL, UL-1598, CSA-C22.2#250.0. Suitable for Wet Locations. |

Electrical Accessories

Sealable junction box

| Description | Part ID | C1 | M1 | M2 |
|-------------------------------|----------|------|--------|---------------|
| Sealable junction box SJB 130 | 185-1624 | 5.75 | Ø 0.39 | Ø 0.47 - 0.75 |



ETV144 LED COLUMN GRAZER

Optical Accessories

Honeycomb louvre

| Description | Part ID | C1 | H1 |
|---------------|----------|-------|------|
| IW for ETV140 | 186-0296 | 47.16 | 1.18 |

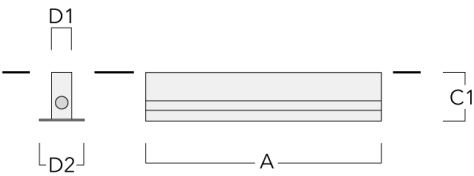


ETV144 LED COLUMN GRAZER

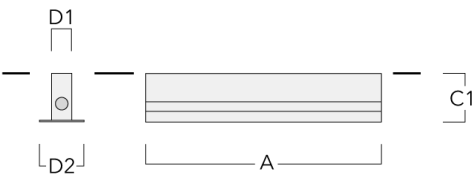
Mounting Accessories

Installation blockout, Type I

| Description | Part ID | Additional information | A | C1 | D1 | D2 | Weight(lb) |
|-------------------------------|----------|--|------|------|------|------|------------|
| BEV140-I-1/1227 (1 luminaire) | 186-0314 | Blockout Accessory Depth (C1) to 6.3". | 50.2 | 6.30 | 2.13 | 4.72 | 13.45 lbs |

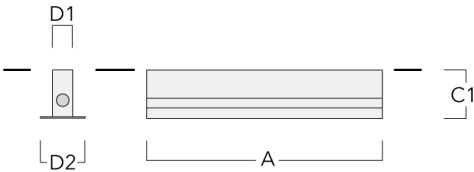


| | | | | | | | |
|--------------------------------|----------|--|-------|------|------|------|-----------|
| BEV140-I-2/1227 (2 luminaires) | 186-0315 | Blockout Accessory Depth (C1) to 6.3". | 98.58 | 6.30 | 2.13 | 4.72 | 25.79 lbs |
|--------------------------------|----------|--|-------|------|------|------|-----------|



ETV144 LED COLUMN GRAZER

| Description | Part ID | Additional information | A | C1 | D1 | D2 | Weight (lb) |
|--------------------------------|----------|--|--------|------|------|------|-------------|
| BEV140-I-3/1227 (3 luminaires) | 186-0316 | Blockout Accessory Depth (C1) to 6.3". | 146.97 | 6.30 | 2.13 | 4.72 | 38.36 lbs |



| | | | | | | | |
|--------------------------------|----------|--|--------|------|------|------|-------|
| BEV140-I-4/1227 (4 luminaires) | 186-0317 | Blockout Accessory Depth (C1) to 6.3". | 195.35 | 6.30 | 2.13 | 4.72 | 50.68 |
|--------------------------------|----------|--|--------|------|------|------|-------|

