

146-0979+146-0439

FLC141 LED - Wall bracket



Description

IP55. Class I. IK07. Marine-grade, die-cast aluminum alloy. 5CE superior corrosion protection including PCS hardware. Silicone CCG® Controlled Compression Gasket. Safety glass lens. CAD-optimized optics for superior illumination and glare control. Integral driver in thermally separated compartment. OLC® One LED Concept. Factory-installed LED circuit board. 0-10V Dimming comes standard with luminaire.

Knuckle permits 350° horizontal and 90° vertical aiming of optics.

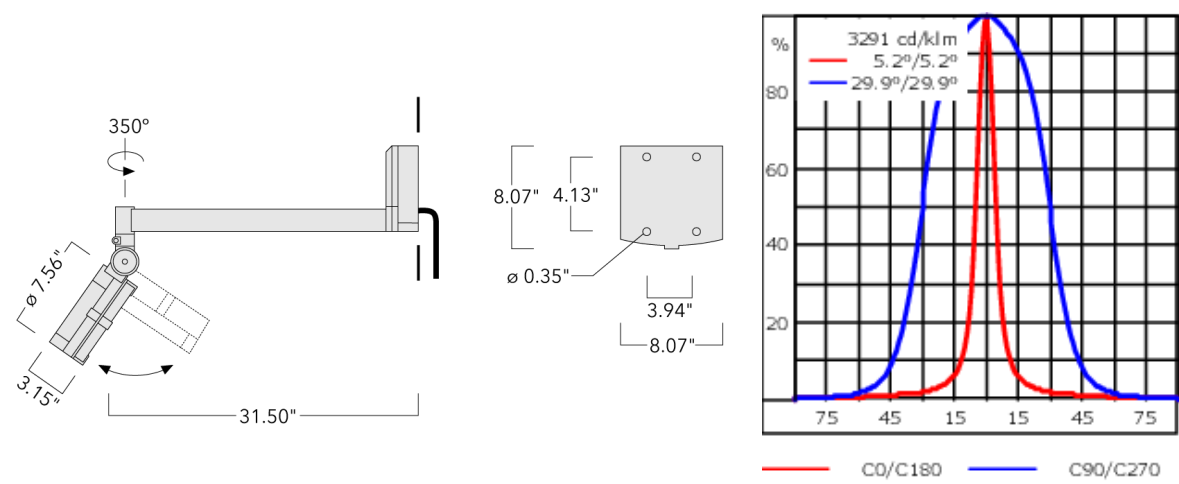
Specify product with 7 Digit product code - Finish Color. Accessories, such as mounting, optical, and electrical, must be specified separately.
Example: XXX-XXXX-9004 (Black)
+ XXX-XXXX (Accessory 1)

Weight	12.80 lb
Light distribution	linear spread, very narrow beam, 'sharp cut-off'
Light source	LED-24/48W / 700 mA - 2700 K
CRI	80
Power supply	electronic gear
LEDs	24
Rated input power	54 W

Nominal Lumen (lm)	
LED Lumen	270
Total Lumen	6480
Tj	85

Delivered lumens (lm)	
LED Lumen	236.8
Total Lumen	5683.9
Ta	25

FLC141 LED - Wall bracket



Specifications

Material description

Body	Marine-grade die-cast aluminium alloy
Lens	Clear tempered glass lens.
Colors	<div><div></div> RAL9004 Black</div> <div><div></div> RAL9007 Grey Metallic</div> <div><div></div> RAL9016 White</div> <div><div></div> RAL8019 Dark Bronze</div>
Gasket	Silicone rubber gasket
Fasteners	PCS Polymer Coated Stainless Steel hardware
Ingress protection	IP55
Impact resistance	IK07
Corrosion resistance	5CE

Electrical description

Power supply	Integral [ECG] electronic driver 120V-277V. 0-10V dimmable, to be specified with order.
Driver / Ballast	Integral EC electronic converter in thermally-separated compartment
Surge protection	Integral 10kV Surge Protector

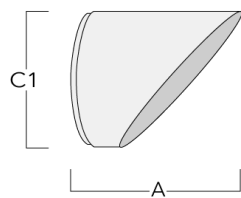
Additional information

Lifetime	Ta=25°/40° L90B10 > 90000h
Listings	ETL, UL-1598, CSA-C22.2#250.0. Suitable for Wet Locations.

Optical Accessories

Glare shield

Description	Part ID	A	C1
Glare shield ES	146-0229	4.72	5.71



FLC141 LED - Wall bracket

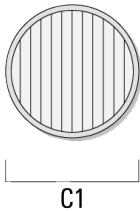
Snoot

Description	Part ID	A	C1
Snoot ET	146-0398	4.72	5.70



Linear spread lens

Description	Part ID	C1
IO-180-FLC141-LED	146-0439	5.70



FLC141 LED - Wall bracket

Softening Lens

Description	Part ID	C1
IO-360-FLC141-LED	146-0624	5.71



Wallwash lens

Description	Part ID	C1
IO-20-WW-FLC141-LED	146-0646	5.70



FLC141 LED - Wall bracket

Honeycomb louvre

Description	Part ID	C1
IW-FLC141-LED	146-0626	5.70

