

FLC131 LED

**Description**

IP66, Class I. Class II on request. IK07. Marine-grade, die-cast aluminium alloy. 5CE superior corrosion protection including PCS hardware. Silicone CCG® Controlled Compression Gasket. Safety glass lens. Integral EC electronic converter in thermally separated compartment. CAD-optimised optics for superior illumination and glare control. OLC® One LED Concept. Factory installed LED circuit board. The luminaire is factory- sealed and does not need to be opened during the installation.

Optional 2200 K version available. To be specified at time of ordering.

| | |
|---------------------------|--|
| Weight | 2.50 kg |
| Light distribution | linear spread, very narrow beam, sharp cut-off [EES] |
| Light source | LED-12/24W / 700 mA - 2700 K |
| CRI | 80 |
| Power supply | EC |
| LEDs | 12 |
| Rated input power | 27 W |
| Nominal Lumen (lm) | |
| LED Lumen | 270 |
| Total Lumen | 3240 |
| T _j | 85 |
| Rated lumens (lm) | |
| LED Lumen | 222.4 |
| Total Lumen | 2668.2 |
| T _a | 25 |

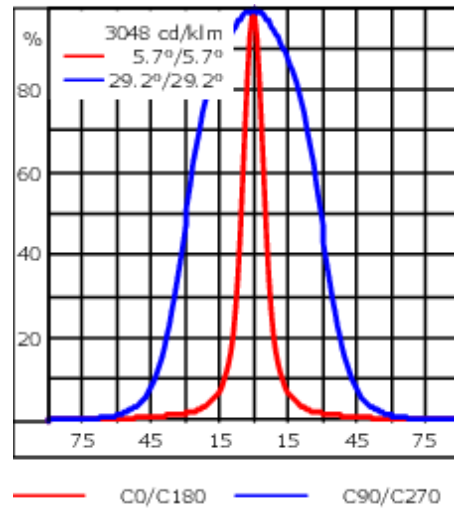
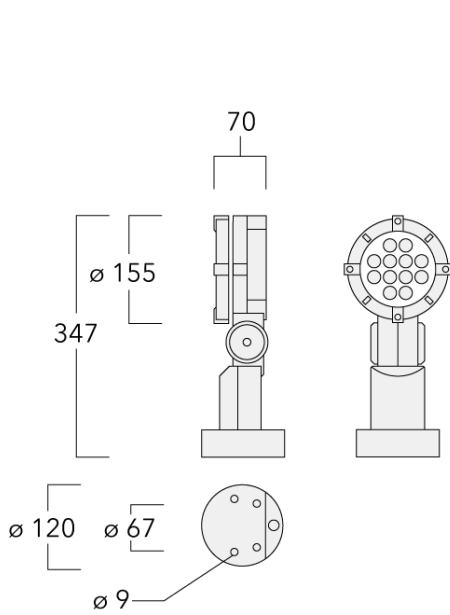
Fagerhult Lighting Ltd

33-34 Dolben Street, SE1 0UQ London, United Kingdom

<https://we-ef.com/uk>

Subject to technical changes and errors. - Generated on 23/11/2024

FLC131 LED



Specifications

Material description

| | |
|----------------------|--|
| Body | Marine-grade, die-cast aluminium alloy |
| Lens | Safety glass lens |
| Colours | <div style="display: flex; align-items: center;"> <div style="width: 20px; height: 15px; background-color: black; margin-right: 5px;"></div> RAL9004 Signal black </div> <div style="display: flex; align-items: center; margin-top: 5px;"> <div style="width: 20px; height: 15px; background-color: #cccccc; margin-right: 5px;"></div> RAL9006 White aluminium </div> <div style="display: flex; align-items: center; margin-top: 5px;"> <div style="width: 20px; height: 15px; background-color: #808080; margin-right: 5px;"></div> RAL9007 Grey aluminium </div> <div style="display: flex; align-items: center; margin-top: 5px;"> <div style="width: 20px; height: 15px; background-color: #444444; margin-right: 5px;"></div> RAL7016 Anthracite grey </div> <div style="display: flex; align-items: center; margin-top: 5px;"> <div style="width: 20px; height: 15px; background-color: #e0e0e0; margin-right: 5px;"></div> RAL9016 Traffic white </div> |
| Gasket | Silicone CCG® Controlled Compression Gasket |
| Fasteners | PCS Polymer Coated Stainless Steel Hardware |
| Ingress protection | IP66 |
| Impact resistance | IK07 |
| Corrosion resistance | 5CE |
| Windage | 0.041 m ² |

146-0971+146-0418

we-ef

FLC131 LED

Electrical description

| | |
|------------------|---|
| Power supply | 220-240V / 50-60 Hz |
| Driver / Ballast | Integral EC electronic converter in thermally-separated compartment |
| Surge protection | 1/2 kV |

Additional information

| | |
|-------------------------|------------------------|
| Lifetime | Ta=25° L90B10 > 90000h |
| Energy efficiency class | C-D (Light source) |

Optical Accessories

Glare shield

| Description | Part ID | A | C1 |
|-----------------|----------|-----|-----|
| Glare shield ES | 146-0156 | 110 | 100 |



Snoot

| Description | Part ID | A | C1 |
|-------------|----------|------|-----|
| Snoot ET | 146-0397 | 95,5 | 126 |



FLC131 LED

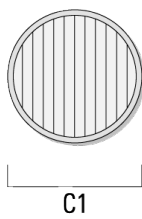
Flood lens

| Description | Part ID | C1 |
|-------------|----------|-----|
| IO-360 | 146-0623 | 110 |



Linear spread lens

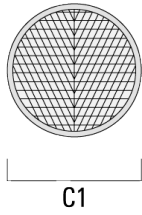
| Description | Part ID | C1 |
|-------------------|----------|-----|
| IO-180-FLC131-LED | 146-0418 | 110 |



FLC131 LED

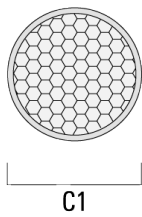
Wallwash lens

| Description | Part ID | C1 |
|---------------------|----------|-----|
| IO-20-WW-FLC131-LED | 146-0645 | 110 |



Honeycomb louvre

| Description | Part ID | C1 |
|---------------------------|----------|-----|
| IW-FLC131-LED - [EE][EES] | 146-0625 | 110 |



Mounting Accessories

Pipe clamp SP

| Description | Part ID | D1 | Weight (kg) | D |
|---------------------------------------|----------|-------|-------------|-------|
| SP1-2/M8 Pole clamp, single (Ø 76-89) | 146-0246 | 76-89 | 1.20 | 76-89 |

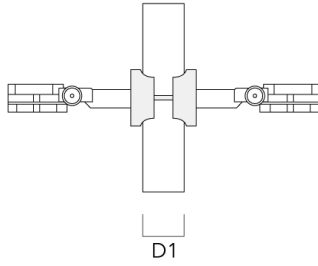


| | | | | |
|---------------------------------------|----------|-------|---|-------|
| SP2-2/M8 Pole clamp, double (Ø 38-60) | 146-0247 | 38-60 | 1 | 38-66 |
|---------------------------------------|----------|-------|---|-------|



FLC131 LED

| Description | Part ID | D1 | Weight (kg) | D |
|---------------------------------------|----------|-------|-------------|-------|
| SP2-2/M8 Pole clamp, double (Ø 76-89) | 146-0248 | 76-89 | 1.20 | 76-89 |



| | | | | |
|---------------------------------------|----------|-------|---|-------|
| SP1-2/M8 Pole clamp, single (Ø 38-60) | 146-0245 | 38-60 | 1 | 38-66 |
|---------------------------------------|----------|-------|---|-------|



FLC131 LED

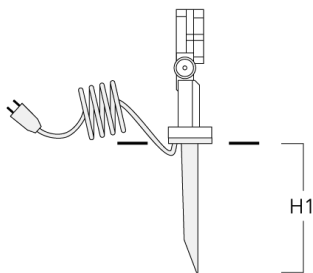
Short post EM

| Description | Part ID | D1 | D2 | H1 | M1 | Weight (kg) |
|-------------|----------|-----|-----|-----|----|-------------|
| EM1-2/M8 | 146-0253 | 160 | 130 | 200 | 9 | 1.10 |



Ground spike EF

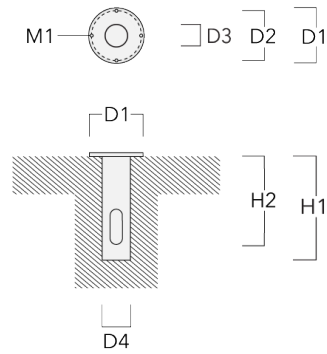
| Description | Part ID | H1 | Weight (kg) |
|-----------------------|----------|-----|-------------|
| Ground spike EF1-2/M8 | 146-0251 | 270 | 0.40 |



FLC131 LED

Planted root

| Description | Part ID | D1 | D2 | D3 | D4 | H1 | H2 | M1 | Weight(kg) |
|-------------------|----------|-----|-----|-----|-----|-----|-----|----|------------|
| Planted root ESV4 | 300-0461 | 145 | 130 | 102 | 108 | 400 | 350 | 8 | 7.85 |



Junction box JB1

| Description | Part ID | D1 | D2 | M1 | Weight(kg) |
|------------------|----------|-----|----|----|------------|
| JB1 Junction box | 310-9000 | 135 | 67 | 9 | 1.6 |

