



Description

IP55, Class I. IK09. Marine-grade, all-aluminium construction. 5CE superior corrosion protection including PCS hardware. Silicone rubber gasket. Polycarbonate lens.

Integral EC electronic converter. CAD-optimised optics for superior illumination and glare control. Optional 2200 K version available. To be specified at time of ordering.

Service door with fused cable connecting box.

Supplied as a complete luminaire (luminaire head and standpipe). Please note: The standpipe height must be entered for the photometric calculation.


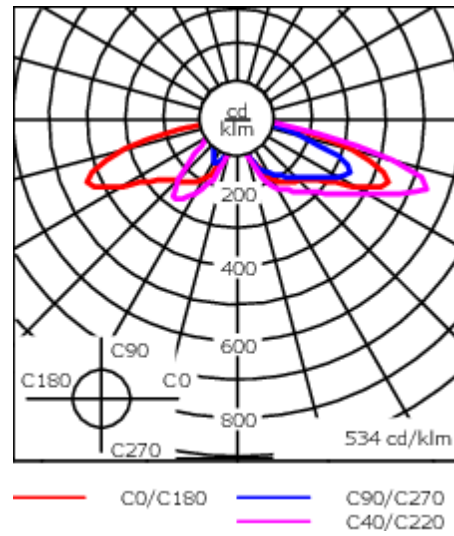
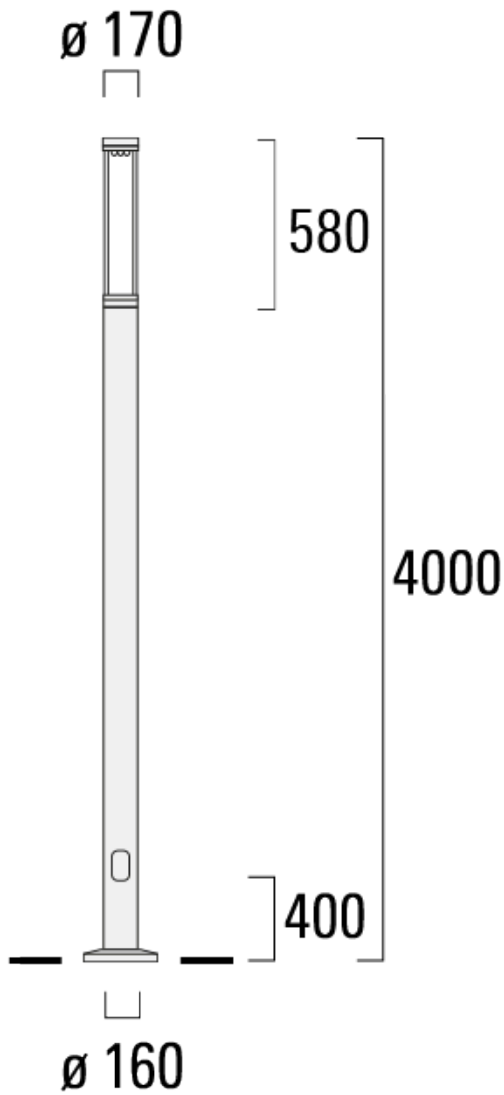
| | |
|--------------------|-------------------------------|
| Weight | 25.00 kg |
| Light distribution | rectangular, side throw [R65] |
| Light source | LED-9/27W / 1050 mA - 3000 K |
| CRI | 80 |
| Power supply | EC |
| LEDs | 9 |
| Rated input power | 30 W |

Nominal Lumen (lm)





| | |
|-------------|------|
| LED Lumen | 430 |
| Total Lumen | 3870 |
| Tj | 85 |

Rated lumens (lm)

| | |
|-------------|--------|
| LED Lumen | 403.5 |
| Total Lumen | 3631.1 |
| Ta | 25 |



Specifications**Material description**

| | |
|----------------------|--|
| Body | Marine-grade, all-aluminium construction |
| Lens | PMMA |
| Colours |  RAL9004 Signal black  RAL9007 Grey aluminium  RAL7016 Anthracite grey  RAL9016 Traffic white |
| Gasket | Silicone rubber gasket |
| Fasteners | PCS Polymer Coated Stainless Steel Hardware |
| Ingress protection | IP55 |
| Impact resistance | IK09 |
| Corrosion resistance | 5CE |

Electrical description

| | |
|------------------|----------------------------------|
| Driver / Ballast | Integral EC electronic converter |
| Power factor | > 0.9 |

Additional information

| | |
|----------|------------------------|
| Lifetime | Ta=25° L90B10 > 90000h |
|----------|------------------------|

Mounting Accessories

Planted root

| Description | Part ID | D1 | D2 | D3 | D4 | H1 | H2 | M1 | T1 | T2 | Weight (kg) |
|-------------------|-------------|-----|-----|-----|-----|-----|-----|----|-----|----------|-------------|
| Planted root ESV6 | 300-0457-AP | 305 | 270 | 106 | 140 | 606 | 506 | 16 | 200 | 50 x 100 | 18.10 |

