



Description

The RFL530-SE LED features an elegant round shape, designed for side entry installation on poles, seamlessly blending into urban landscapes by day and night. Constructed from marine-grade die-cast aluminium with an IP66 rating, 5CE + Primer protection, and stainless steel fixings with PCS hardware, this durable luminaire withstands tough conditions and ensures longevity.

Its consistent design language enhances both historical and modern settings, providing optimised, standard-compliant light distribution for various urban situations, ensuring visual comfort and sustainability.

Equipped with WE-EF's IOS® Innovative Optical System and OLC® (One LED Concept), the RFL530-SE LED delivers high efficiency and exceptional light quality. A broad selection of LED lens types enhances its versatility for multiple applications. Factory-sealed for easy installation.

The luminaire can be configured to meet diverse application needs, with a vast range of proprietary optics, colour temperatures, wattages, lumen outputs, finish colours, and control options.

An optional 2200 K version is available for a maximum of 1050mA, to be specified at the time of ordering.

If your desired configuration is not listed, please reach out to us with your customisation request.

| | |
|--------------------|---------------------------------|
| Weight | 9.30 kg |
| Light distribution | asymmetric, forward throw [A60] |
| Light source | LED-24/48W / 700 mA - 3000 K |
| CRI | 80 |
| Power supply | EC |
| LEDs | 24 |
| Rated input power | 54 W |

Nominal Lumen (lm)

| | |
|-------------|------|
| LED Lumen | 290 |
| Total Lumen | 6960 |
| Tj | 85 |

Rated lumens (lm)

| | |
|-------------|--------|
| LED Lumen | 241 |
| Total Lumen | 5783.5 |
| Ta | 25 |

WE-EF LIGHTING Pty Ltd

6/13 Downard Street, 3195 Braeside, Victoria - Phone: +61 3 8587 0444 - Fax: +61 3 8587 0499

info.australia@we-ef.com - <https://we-ef.com/aus>

Subject to technical changes and errors. - Generated on 23/11/2024



Specifications

Material description

| | |
|----------------------|--|
| Body | Marine-grade, die-cast aluminium alloy |
| Lens | Non-reflecting safety glass lens, hinged |
| Colours | <div style="display: flex; align-items: center;"> <div style="width: 20px; height: 15px; background-color: black; margin-right: 5px;"></div> <div>RAL9004 Signal black</div> </div> <div style="display: flex; align-items: center; margin-top: 5px;"> <div style="width: 20px; height: 15px; background-color: #cccccc; margin-right: 5px;"></div> <div>RAL9006 White aluminium</div> </div> <div style="display: flex; align-items: center; margin-top: 5px;"> <div style="width: 20px; height: 15px; background-color: #808080; margin-right: 5px;"></div> <div>RAL9007 Grey aluminium</div> </div> |
| Gasket | Silicone CCG® Controlled Compression Gasket |
| Fasteners | PCS Polymer Coated Stainless Steel Hardware (unpainted) |
| Ingress protection | IP66 |
| Impact resistance | IK07 |
| Corrosion resistance | 5CE+Primer |
| Windage | 0.166 m ² |

Electrical description

| | |
|------------------|--|
| Power supply | 230V / 50 Hz |
| Driver / Ballast | Integral EC electronic converter. DALI |
| Power factor | > 0.9 |
| Surge protection | In-pole surge protection SP10 device supplied. Please refer to WE-EF installation instructions for details. Use suffix +A for Integral surge protection. |

Additional information

| | |
|----------|--|
| Lifetime | Ta=40° L90B10 > 90000h |
| Warranty | The product is supplied with 10-year warranty. Please refer to the LED Warranty Statement located on www.we-ef.com for further details. |

111-0277

RFL530-SE LED

we-ef

Control

Eco Step Dim® Basic

| Description | Part ID |
|-------------------------|----------|
| Eco Step Dim® Basic LED | 430-0001 |

Eco Step Dim® Advanced

| Description | Part ID |
|----------------------------|----------|
| Eco Step Dim® Advanced LED | 430-0002 |

WE-EF LIGHTING Pty Ltd

6/13 Downard Street, 3195 Braeside, Victoria - Phone: +61 3 8587 0444 - Fax: +61 3 8587 0499

info.australia@we-ef.com - <https://we-ef.com/aus>

Subject to technical changes and errors. - Generated on 23/11/2024

Mounting Accessories

Wall and pole brackets RE

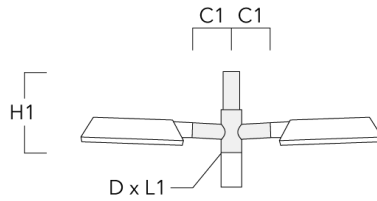
| Description | Part ID | Additional information | C1 | D1 | D2 | D × L1 | H1 | M1 | Weight(kg) | C | H |
|----------------------|----------|------------------------|-----|-----|-----|--------|----|----|------------|-----|---|
| RE0-530 Wall Bracket | 111-0052 | | 180 | 230 | 195 | | | 12 | 2.90 | 120 | |



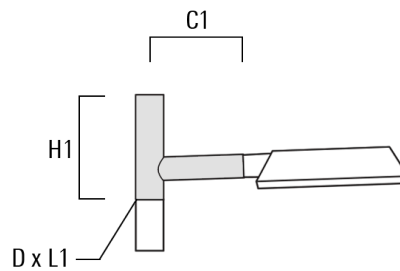
| | | | | | | | | | | | |
|------------------------------|----------|--|-----|--|--|---------|-----|--|------|-----|-----|
| RE1-530 Pole bracket, single | 111-0040 | | 180 | | | 76 x 80 | 400 | | 3.20 | 180 | 400 |
|------------------------------|----------|--|-----|--|--|---------|-----|--|------|-----|-----|



| Description | Part ID | Additional information | C1 | D1 | D2 | D × L1 | H1 | M1 | Weight (kg) | C | H |
|------------------------------|----------|------------------------|-----|----|----|---------|-----|----|-------------|-----|-----|
| RE2-530 Pole bracket, double | 111-0041 | | 180 | | | 76 x 80 | 400 | | 3.60 | 180 | 400 |

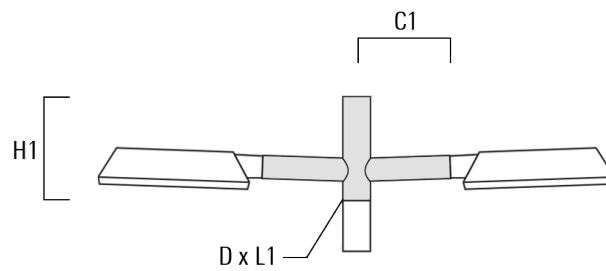


| | | | | | | | | | | | |
|--|----------|--|-----|--|--|---------|-----|--|------|--|--|
| Pole bracket RE1, single for mounting on poles | 111-9020 | Mounting brackets. Marine-grade aluminium alloy. 5CE superior corrosion protection including PCS hardware. | 280 | | | 76 x 76 | 400 | | 4.50 | | |
|--|----------|--|-----|--|--|---------|-----|--|------|--|--|



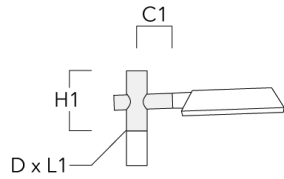
RFL530-SE LED

| Description | Part ID | Additional information | C1 | D1 | D2 | D × L1 | H1 | M1 | Weight (kg) | C | H |
|--|----------|--|-----|----|----|---------|-----|----|-------------|---|---|
| Pole bracket RE2, double for mounting on poles | 111-9021 | Mounting brackets. Marine-grade aluminium alloy. 5CE superior corrosion protection including PCS hardware. | 280 | | | 76 x 76 | 400 | | 5.00 | | |

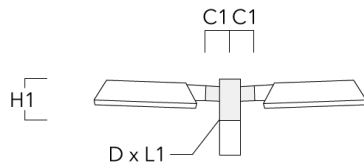


Pole brackets RF

| Description | Part ID | C1 | D × L1 | H1 | Weight (kg) | C | H |
|------------------------------|----------|-----|---------|-----|-------------|-----|-----|
| RF1-530 Pole bracket, single | 111-0044 | 190 | 76 x 80 | 275 | 2.30 | 190 | 275 |

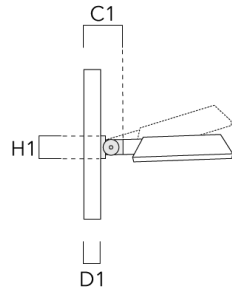


| | | | | | | | |
|------------------------------|----------|-----|---------|-----|------|-----|-----|
| RF2-530 Pole bracket, double | 111-0045 | 190 | 76 x 80 | 275 | 3.00 | 190 | 275 |
|------------------------------|----------|-----|---------|-----|------|-----|-----|



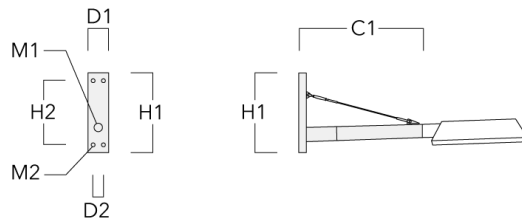
Wall and pole brackets RI

| Description | Part ID | C1 | D1 | H1 | Weight (kg) | D | H |
|------------------------------|----------|---------|--------|-----|-------------|---------|----|
| RI-530 Wall and pole bracket | 111-0178 | 184-255 | 76-133 | 127 | 1.85 | 102-133 | 96 |



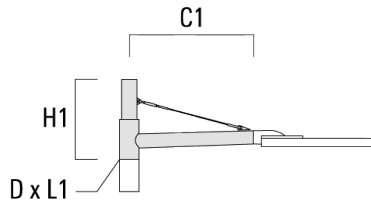
Wall and pole brackets RX

| Description | Part ID | C1 | D1 | D2 | D × L1 | H1 | H2 | M1 | M2 | Weight (kg) |
|----------------------|----------|-----|-----|-----|--------|-----|-----|----|----|-------------|
| RX0-530 Wall bracket | 111-0053 | 710 | 140 | 100 | | 350 | 285 | 30 | 12 | 3.30 |

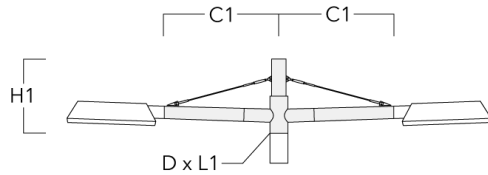


RFL530-SE LED

| Description | Part ID | C1 | D1 | D2 | D x L1 | H1 | H2 | M1 | M2 | Weight (kg) |
|------------------------------|----------|-----|----|----|---------|-----|----|----|----|-------------|
| RX1-530 Pole bracket, single | 111-0088 | 710 | | | 76 x 80 | 400 | | | | 4.50 |

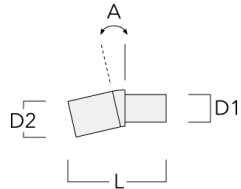


| | | | | | | | | | | |
|------------------------------|----------|-----|--|--|---------|-----|--|--|--|------|
| RX2-530 Pole bracket, double | 111-0089 | 710 | | | 76 x 80 | 400 | | | | 6.20 |
|------------------------------|----------|-----|--|--|---------|-----|--|--|--|------|

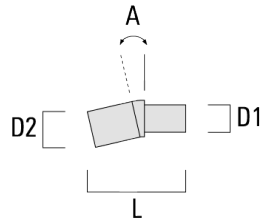


Tilt brackets TB

| Description | Part ID | A | D1 | D2 | L | Weight (kg) |
|-------------------------------|----------|-----|---------|----------|-----|-------------|
| TB-530.42-10 Tilt bracket 10° | 111-0639 | 10° | 42 x 90 | 42 x 100 | 205 | 0.50 |



| | | | | | | |
|-------------------------------|----------|-----|---------|----------|-----|------|
| TB-540.42-15 Tilt bracket 15° | 111-0640 | 15° | 42 x 90 | 42 x 100 | 205 | 0.50 |
|-------------------------------|----------|-----|---------|----------|-----|------|



Optical Accessories**Light shield**

| Description | Part ID | Additional information |
|-------------|----------|--|
| LS180-[A60] | 003-4018 | Glare Shield for backlight spill. Glare Shield factory-installed or available as retrofit kit. Suitable for [A60] lenses. Must be specified at time of ordering. |
| LS180 | 003-4019 | Glare Shield for backlight spill. Glare Shield factory-installed or available as retrofit kit. Suitable for [S60], [S65], [S70], [R65], [P65] lenses. Must be specified at time of ordering. |