



### Description

IP66, Class I. IK07. Marine-grade, die-cast aluminium alloy. 5CE superior corrosion protection including PCS hardware. Non-reflecting safety glass lens, hinged. Silicone CCG® Controlled Compression Gasket. Luminaire is factory-sealed and does not need to be opened during installation.

Integral electronic converter with DALI interface. Advanced thermal management protects LEDs while optimising lumens output. Removable LED boards for upgrading. CAD-optimised optics for superior illumination and glare control. OLC® One LED Concept. Optional 2200 K version up to max. 1050mA available. To be specified at time of ordering.

Including 0.5 m cable with a cable connector.

Maximum spacing for streetlighting applications depends on wattage and light distribution: 5.5 to 9 times the mounting height.

|                    |                                 |
|--------------------|---------------------------------|
| Weight             | 9.30 kg                         |
| Light distribution | asymmetric, forward throw [A60] |
| Light source       | LED-24/48W / 700 mA - 3000 K    |
| CRI                | 80                              |
| Power supply       | EC                              |
| BUG                | B1 U0 G1                        |
| LEDs               | 24                              |
| Rated input power  | 54 W                            |

### Nominal Lumen (lm)

|             |      |
|-------------|------|
| LED Lumen   | 290  |
| Total Lumen | 6960 |
| Tj          | 85   |

### Rated lumens (lm)

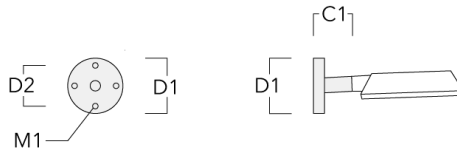
|             |        |
|-------------|--------|
| LED Lumen   | 241    |
| Total Lumen | 5783.5 |
| Ta          | 25     |



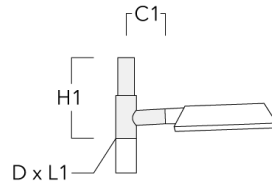
**Mounting Accessories**

**Wall and pole brackets RE**

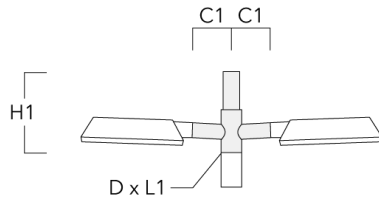
| Description          | Part ID  | Additional information | C1  | D1  | D2  | D × L1 | H1 | M1 | Weight(kg) | C   | H |
|----------------------|----------|------------------------|-----|-----|-----|--------|----|----|------------|-----|---|
| Wall bracket RE0-530 | 111-0052 |                        | 180 | 230 | 195 |        |    | 12 | 2.50       | 120 |   |



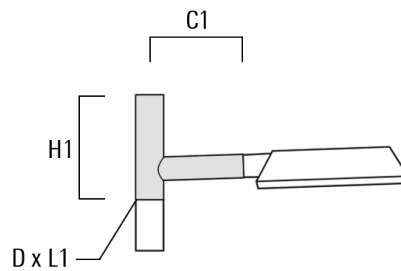
|                              |          |  |     |  |  |         |     |  |      |     |     |
|------------------------------|----------|--|-----|--|--|---------|-----|--|------|-----|-----|
| Pole bracket RE1-530, single | 111-0040 |  | 180 |  |  | 76 x 80 | 400 |  | 5.50 | 180 | 400 |
|------------------------------|----------|--|-----|--|--|---------|-----|--|------|-----|-----|



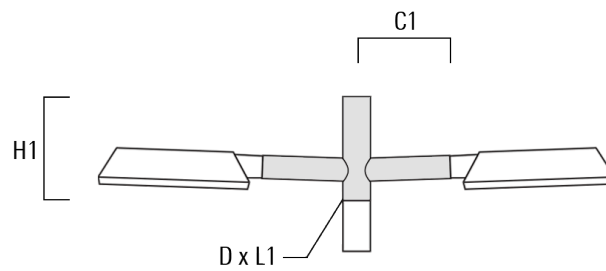
| Description                  | Part ID  | Additional information | C1  | D1 | D2 | D × L1  | H1  | M1 | Weight (kg) | C   | H   |
|------------------------------|----------|------------------------|-----|----|----|---------|-----|----|-------------|-----|-----|
| Pole bracket RE2-530, double | 111-0041 |                        | 180 |    |    | 76 x 80 | 400 |    | 6.10        | 180 | 400 |



|  |          |  |     |  |  |         |     |  |      |  |  |
|--|----------|--|-----|--|--|---------|-----|--|------|--|--|
| Pole bracket RE1, single for mounting on AML-A poles | 111-9020 | Mounting brackets. Marine-grade aluminium alloy. 5CE superior corrosion protection including PCS hardware. | 280 |  |  | 76 x 76 | 400 |  | 4.50 |  |  |
|--|----------|--|-----|--|--|---------|-----|--|------|--|--|

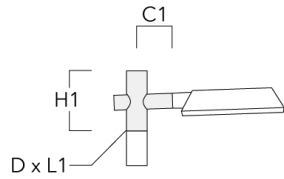


| Description  | Part ID  | Additional information   | C1  | D1 | D2 | D × L1  | H1  | M1 | Weight (kg) | C | H |
|--|----------|--|-----|----|----|---------|-----|----|-------------|---|---|
| Pole bracket RE2, double for mounting on AML-A poles | 111-9021 | Mounting brackets. Marine-grade aluminium alloy. 5CE superior corrosion protection including PCS hardware. | 280 |    |    | 76 x 76 | 400 |    | 5.00        |   |   |

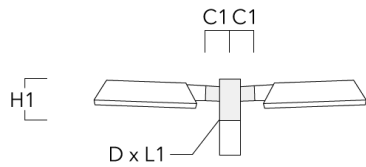


**Pole brackets RF**

| Description                  | Part ID  | C1  | D x L1  | H1  | Weight (kg) | C   | H   |
|------------------------------|----------|-----|---------|-----|-------------|-----|-----|
| Pole bracket RF1-530, single | 111-0044 | 190 | 76 x 80 | 275 | 4.70        | 190 | 275 |

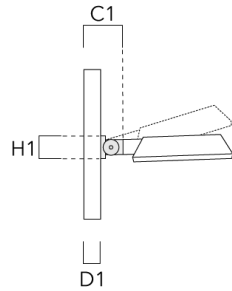


|                              |          |     |         |     |      |     |     |
|------------------------------|----------|-----|---------|-----|------|-----|-----|
| Pole bracket RF2-530, double | 111-0045 | 190 | 76 x 80 | 275 | 5.00 | 190 | 275 |
|------------------------------|----------|-----|---------|-----|------|-----|-----|



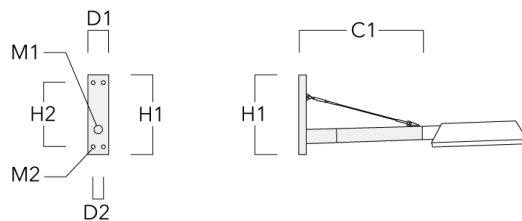
**Wall and pole brackets RI**

| Description                  | Part ID  | C1      | D1     | H1  | Weight (kg) | D       | H  |
|------------------------------|----------|---------|--------|-----|-------------|---------|----|
| Wall and pole bracket RI-530 | 111-0178 | 184-255 | 76-133 | 127 | 1.85        | 102-133 | 96 |



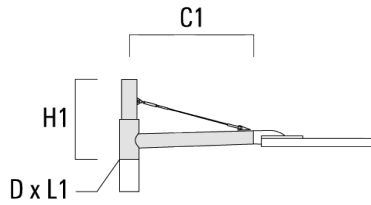
**Wall and pole brackets RX**

| Description          | Part ID  | C1  | D1  | D2  | D × L1 | H1  | H2  | M1 | M2 | Weight (kg) |
|----------------------|----------|-----|-----|-----|--------|-----|-----|----|----|-------------|
| RX0-530 Wall bracket | 111-0053 | 710 | 140 | 100 |        | 350 | 285 | 30 | 12 | 3.30        |

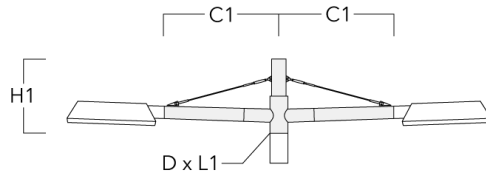


**RFL530-SE LED**

| Description                  | Part ID  | C1  | D1 | D2 | D x L1  | H1  | H2 | M1 | M2 | Weight (kg) |
|------------------------------|----------|-----|----|----|---------|-----|----|----|----|-------------|
| RX1-530 Pole bracket, single | 111-0088 | 710 |    |    | 76 x 80 | 400 |    |    |    | 4.50        |



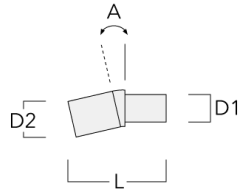
|                              |          |     |  |  |         |     |  |  |  |      |
|------------------------------|----------|-----|--|--|---------|-----|--|--|--|------|
| RX2-530 Pole bracket, double | 111-0089 | 710 |  |  | 76 x 80 | 400 |  |  |  | 6.20 |
|------------------------------|----------|-----|--|--|---------|-----|--|--|--|------|





**Tilt brackets TB**

| Description                   | Part ID  | A   | D1      | D2       | L   | Weight (kg) |
|-------------------------------|----------|-----|---------|----------|-----|-------------|
| TB-530.42-10 Tilt bracket 10° | 111-0639 | 10° | 42 x 90 | 42 x 100 | 205 | 0.50        |



|                               |          |     |         |          |     |      |
|-------------------------------|----------|-----|---------|----------|-----|------|
| TB-530.42-15 Tilt bracket 15° | 111-0640 | 15° | 42 x 90 | 42 x 100 | 205 | 0.50 |
|-------------------------------|----------|-----|---------|----------|-----|------|

