



Description

IP67*, Class I. Class II on request. IK08. Marine-grade all aluminium construction. Anodized aluminium extrusion. PCS hardware. Silicone rubber gasket. Safety glass lens. Luminaire can be driven over at low speed, without accelerating or turning, by vehicles with air-filled tyres, at a weight up to 5 tonnes per wheel. Max. static load, 3 tonnes (according to DIN EN 60598-2-13). Factory-sealed termination chamber complete with cable gland and 0.5 m of flexible cable, including sealable junction box SJB. Linear PMMA LED lens. Factory installed LED circuit board. LED board can be easily removed for upgrading. Luminaire is factory sealed and does not need to be opened during installation. Integral electronic converter with DALI interface in thermally-separated compartment.

The optional installation blockout is recommended for mounting. To be ordered separately.

The luminaire is not suitable for permanent underwater operation and must be switched off in the event of flooding.

* Additionally tested to IP66, IP67, IP68 0.1 bar 3h, up to 1 m depth according to DIN EN 60598 and IP69K/80° according to DIN EN 60529.

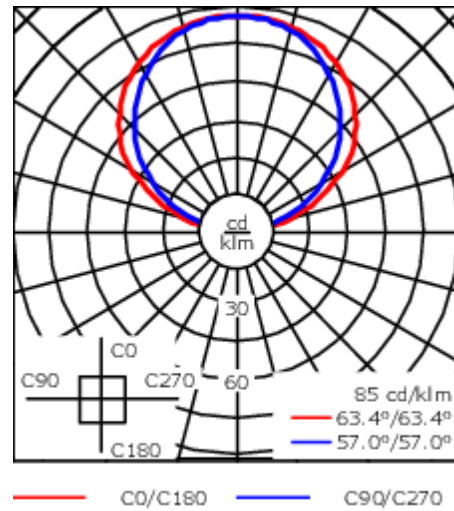
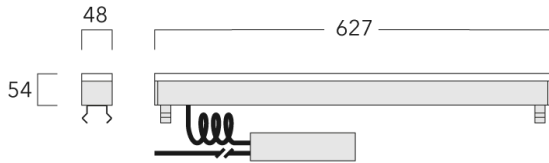
Weight	4.50 kg
Light distribution	diffused distribution
Light source	LED-32/3W/G
CRI	20
Power supply	EC
LEDs	32
Rated input power	5.5 W

Nominal Lumen (lm)

LED Lumen	15
Total Lumen	480
Tj	25

Rated lumens (lm)

LED Lumen	4.1
Total Lumen	131.8
Ta	25



Specifications

Material description

Body	Marine-grade all aluminium construction. Anodized aluminium extrusion.
Lens	Safety glass lens; max. static load 3 tonnes
Colours	
Gasket	Silicone rubber gasket
Fasteners	PCS Polymer Coated Stainless Steel Hardware
Ingress protection	IP67
Impact resistance	IK08

Electrical description

Power supply	220-240V / 50-60 Hz
Driver / Ballast	Integral EC electronic converter in thermally-separated compartment
Power factor	> 0.9
Surge protection	1/2 kV (optional SP10)

Additional information

Lifetime	Ta=25° L90B10 > 90000h
Energy efficiency class	D (Light source)

186-0364

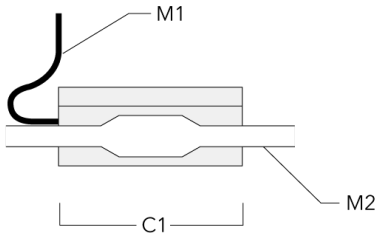
ETV129 LED

we-ef

Electrical Accessories

Sealable junction box

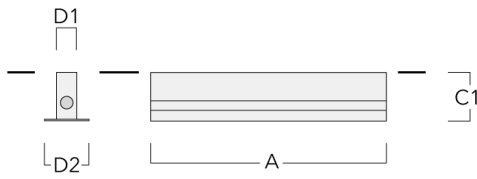
Description	Part ID	C1	M1	M2
Sealable junction box SJB130	185-1624	146	Ø 10	Ø 12 - 19



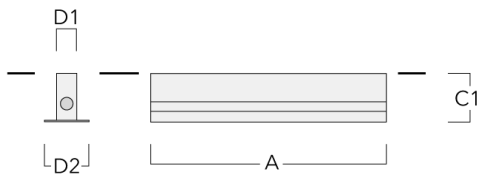
Mounting Accessories

Installation blackout, Type I

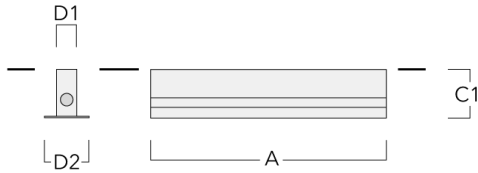
Description	Part ID	A	C1	D1	D2	Weight (kg)
BEV120-I-1/627 (1 luminaire)	186-0306	675	160	55	120	3.40



BEV120-I-2/627 (2 luminaires)	186-0307	1304	160	55	120	6.30
-------------------------------	----------	------	-----	----	-----	------



Description	Part ID	A	C1	D1	D2	Weight (kg)
BEV120-I-3/627 (3 luminaires)	186-0308	1933	160	55	120	9.10



BEV120-I-4/627 (4 luminaires)	186-0309	2562	160	55	120	12
-------------------------------	----------	------	-----	----	-----	----

