

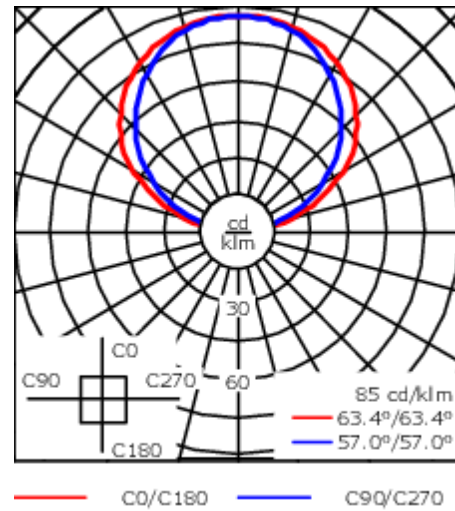


Description

IP69. IK08. Marine-grade all aluminium construction. Anodized aluminium extrusion. PCS hardware. Silicone rubber gasket. Safety glass lens with opal diffuser. Luminaire can be driven over at low speed, without accelerating or turning, by vehicles with air-filled tyres, at a weight up to 5 tonnes per wheel. Max. static load, 3 tonnes (according to DIN EN 60598-2-13). Factory-sealed termination chamber complete with cable gland and 0.5 m of flexible cable, including sealable junction box SJB. Linear PMMA LED lens. Factory installed LED circuit board. LED board can be easily removed for upgrading. Luminaire is factory sealed and does not need to be opened during installation.

Integral electronic converter with DALI interface in thermally-separated compartment.

Weight	5.90 kg
Light distribution	diffused distribution
Light source	LED-48/4,5W/W - 3000 K
CRI	80
Power supply	EC
LEDs	48
Rated input power	7 W
Nominal Lumen (lm)	
LED Lumen	15
Total Lumen	720
Tj	25
Rated lumens (lm)	
LED Lumen	4.1
Total Lumen	197.7
Ta	25



Specifications

Material description

Body	Marine-grade all aluminium construction. Anodized aluminium extrusion.
Lens	Safety glass lens; max. static load 3 tonnes
Colours	
Gasket	Silicone rubber gasket
Fasteners	PCS Polymer Coated Stainless Steel Hardware
Ingress protection	IP69
Impact resistance	IK08

Electrical description

Driver / Ballast	Integral EC electronic converter in thermally-separated compartment
Power factor	> 0.9

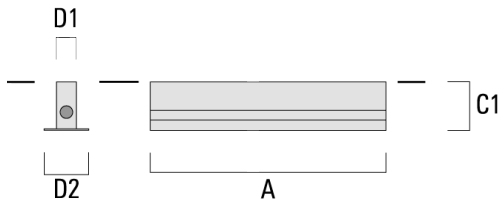
Additional information

Lifetime	Ta=25° L90B10 > 90000h
----------	------------------------

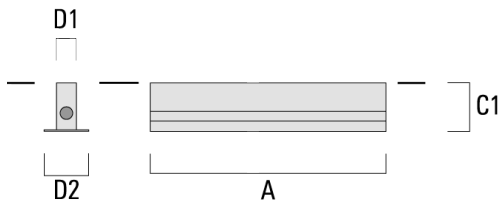
Mounting Accessories

Installation blackout, Type II

Description	Part ID	A	C1	D1	D2	Weight (kg)
BEV130-II-1/927 (1 luminaire)	186-0285	975	130	55	120	3.50

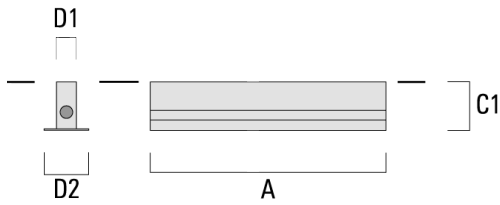


BEV130-II-2/927 (2 luminaires)	186-0286	1904	130	55	120	6.70
--------------------------------	----------	------	-----	----	-----	------

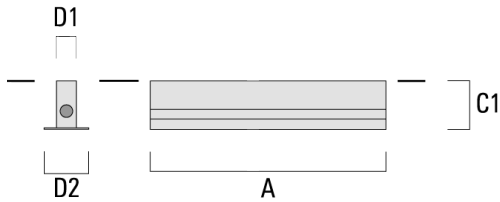


ETV139 LED

Description	Part ID	A	C1	D1	D2	Weight (kg)
BEV130-II-3/927 (3 luminaires)	186-0287	2833	130	55	120	9.70



BEV130-II-4/927 (4 luminaires)	186-0288	3762	130	55	120	12.90
--------------------------------	----------	------	-----	----	-----	-------

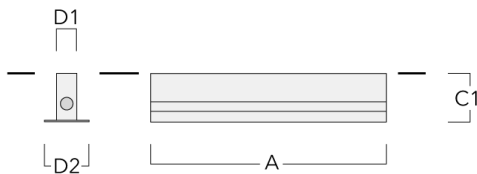


Installation blackout, Type I

Description	Part ID	A	C1	D1	D2	Weight (kg)
BEV130-I-1/927 (1 luminaire)	186-0310	975	160	55	120	4.70



BEV130-I-2/927 (2 luminaires)	186-0311	1904	160	55	120	9
-------------------------------	----------	------	-----	----	-----	---

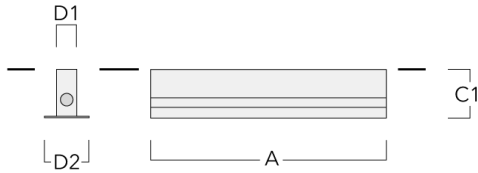


186-0359

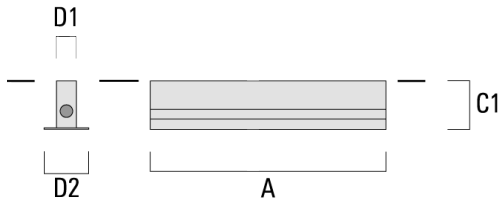
ETV139 LED

we-ef

Description	Part ID	A	C1	D1	D2	Weight (kg)
BEV130-I-3/927 (3 luminaires)	186-0312	2833	160	55	120	13.20



BEV130-I-4/927 (4 luminaires)	186-0313	3762	160	55	120	17.50
-------------------------------	----------	------	-----	----	-----	-------



WE-EF LIGHTING (Thailand) Co., Ltd.

57 Moo 5, Kingkaew Rd., Bangplee, 10540 Samutprakarn - Phone: +66 2 738 96 20 - Fax: +66 2 738 96 29

<https://we-ef.com/asia>

Subject to technical changes and errors. - Generated on 23/11/2024