



Description

IP67, Class I. IK08. Marine-grade all aluminium construction. Anodized aluminium extrusion. PCS hardware. Silicone rubber gasket. Safety glass lens. Luminaire can be driven over at low speed, without accelerating or turning, by vehicles with air-filled tyres, at a weight up to 5 tonnes per wheel. Max. static load, 3 tonnes (according to DIN EN 60598-2-13). Factory-sealed termination chamber complete with cable gland and 0.5 m of flexible cable, including sealable junction box SJB. Linear PMMA LED lens. Factory installed LED circuit board. LED board can be easily removed for upgrading. Luminaire is factory sealed and does not need to be opened during installation. Integral electronic converter with DALI interface in thermally-separated compartment.

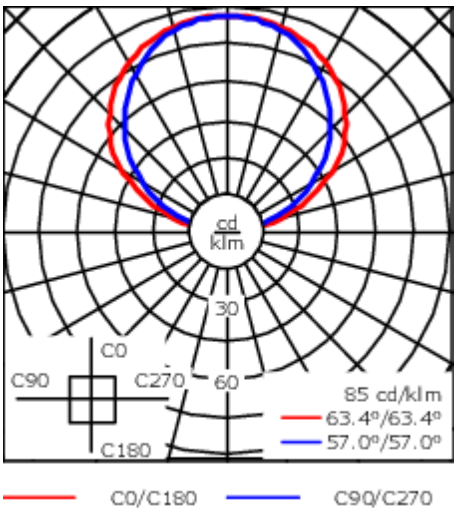
The optional installation blockout is recommended for mounting. To be ordered separately.

IMPORTANT! Inground blockouts must be installed with effective drainage, watch [here](https://vimeo.com/672613058).

Weight	7.30 kg
Light distribution	diffused distribution
Light source	LED-64/6W/G
CRI	20
Power supply	EC
LEDs	64
Rated input power	8.5 W

Nominal Lumen (lm)	
LED Lumen	15
Total Lumen	960
Tj	25

Rated lumens (lm)	
LED Lumen	4.1
Total Lumen	263.7
Ta	25



Specifications

Material description

Body	Marine-grade all aluminium construction. Anodized aluminium extrusion.
Lens	Safety glass lens; max. static load 3 tonnes
Colours	
Gasket	Silicone rubber gasket
Fasteners	PCS Polymer Coated Stainless Steel Hardware
Ingress protection	IP67
Impact resistance	IK08

Electrical description

Driver / Ballast	Integral EC electronic converter in thermally-separated compartment
------------------	---------------------------------------------------------------------

Additional information

Lifetime	Ta=40° L90B10 > 90000h
Warranty	The product is supplied with 10-year warranty. Please refer to the LED Warranty Statement located on www.we-ef.com for further details. Warranty void if installed without proper drainage.

Electrical Accessories

Sealable junction box

Description	Part ID	C1	M1	M2
Sealable junction box SJB130	185-1624	146	Ø 10	Ø 12 - 19



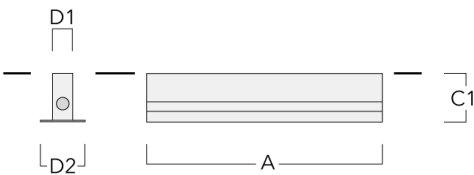
Mounting Accessories

Installation blackout, Type I

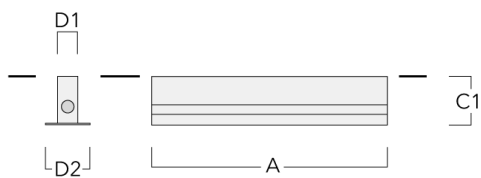
Description	Part ID	A	C1	D1	D2	Weight (kg)
BEV140-I-1/1227 (1 luminaire)	186-0314	1275	160	55	120	6.10



BEV140-I-2/1227 (2 luminaires)	186-0315	2504	160	55	120	11.70
--------------------------------	----------	------	-----	----	-----	-------



Description	Part ID	A	C1	D1	D2	Weight (kg)
BEV140-I-3/1227 (3 luminaires)	186-0316	3733	160	55	120	17.40



BEV140-I-4/1227 (4 luminaires)	186-0317	4962	160	55	120	23
--------------------------------	----------	------	-----	----	-----	----

