



### Description

IP69. IK08. Marine-grade all aluminium construction. Anodized aluminium extrusion. PCS hardware. Silicone rubber gasket. Safety glass lens with opal diffuser. Luminaire can be driven over at low speed, without accelerating or turning, by vehicles with air-filled tyres, at a weight up to 5 tonnes per wheel. Max. static load, 3 tonnes (according to DIN EN 60598-2-13). Factory-sealed termination chamber complete with cable gland and 0.5 m of flexible cable, including sealable junction box SJB. Linear PMMA LED lens. Factory installed LED circuit board. LED board can be easily removed for upgrading. Luminaire is factory sealed and does not need to be opened during installation.

Integral electronic converter with DALI interface in thermally-separated compartment.

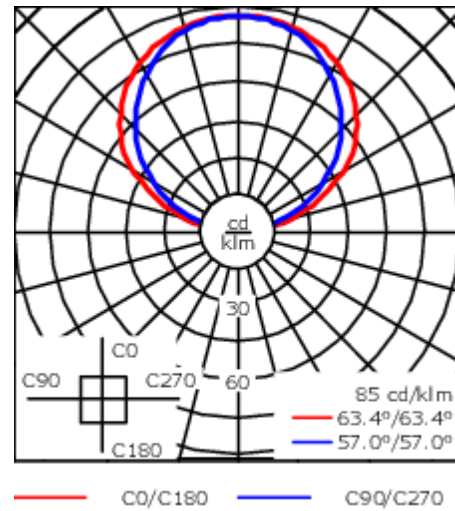
Weight	7.30 kg
Light distribution	diffused distribution
Light source	LED-64/6W/B
CRI	20
Power supply	EC
LEDs	64
Rated input power	8.5 W

### Nominal Lumen (lm)

LED Lumen	2
Total Lumen	128
Tj	25

### Rated lumens (lm)

LED Lumen	0.5
Total Lumen	35.2
Ta	25



## Specifications

### Material description

Body	Marine-grade all aluminium construction. Anodized aluminium extrusion.
Lens	Safety glass lens; max. static load 3 tonnes
Colours	
Gasket	Silicone rubber gasket
Fasteners	PCS Polymer Coated Stainless Steel Hardware
Ingress protection	IP69
Impact resistance	IK08

### Electrical description

Driver / Ballast	Integral EC electronic converter in thermally-separated compartment
------------------	---

### Additional information

Lifetime	Ta=25° L90B10 > 90000h
----------	------------------------

**Mounting Accessories**

**Installation blackout, Type II**

Description	Part ID	A	C1	D1	D2	Weight (kg)
BEV140-II-1/1227 (1 luminaire)	186-0289	1275	130	55	120	4.50



BEV140-II-2/1227 (2 luminaires)	186-0290	2504	130	55	120	8.70
---------------------------------	----------	------	-----	----	-----	------



**ETV149 LED**

Description	Part ID	A	C1	D1	D2	Weight (kg)
BEV140-II-3/1227 (3 luminaires)	186-0291	3733	130	55	120	12.80

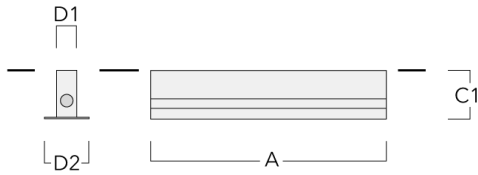


BEV140-II-4/1227 (4 luminaires)	186-0292	4962	130	55	120	16.90
---------------------------------	----------	------	-----	----	-----	-------

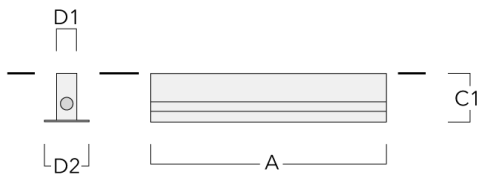


**Installation blackout, Type I**

Description	Part ID	A	C1	D1	D2	Weight (kg)
BEV140-I-1/1227 (1 luminaire)	186-0314	1275	160	55	120	6.10



BEV140-I-2/1227 (2 luminaires)	186-0315	2504	160	55	120	11.70
--------------------------------	----------	------	-----	----	-----	-------



186-0369

ETV149 LED

**we-ef**

---

Description	Part ID	A	C1	D1	D2	Weight (kg)
BEV140-I-3/1227 (3 luminaires)	186-0316	3733	160	55	120	17.40

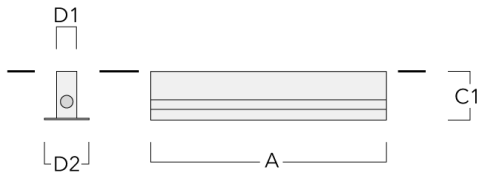
---



---

BEV140-I-4/1227 (4 luminaires)	186-0317	4962	160	55	120	23
--------------------------------	----------	------	-----	----	-----	----

---



**WE-EF LIGHTING (Thailand) Co., Ltd.**

57 Moo 5, Kingkaew Rd., Bangplee, 10540 Samutprakarn - Phone: +66 2 738 96 20 - Fax: +66 2 738 96 29

<https://we-ef.com/asia>

Subject to technical changes and errors. - Generated on 23/11/2024