



Description

RGBW Color Changer, Column Grazer.

IP69K. Class I. IK08. Marine-grade, all aluminum construction. Anodized aluminum extrusion. PCS hardware. Silicone CCG® Controlled Compression Gasket. Safety glass lens; max static load, 3.3 tons (6,600 lbs) (according to DIN EN 60598-2-13). Luminaire can be driven over at low speed, without accelerating or turning, by vehicles with air-filled tires, at a weight up to 5.5 tons (11,000 lbs) per wheel. Factory-sealed termination chamber complete with cable gland and 3 ft of flexible PVC free, gel-impregnated anti-wicking cable. Linear PMMA LED lens. Integral driver in thermally separated compartment. Factory-installed LED circuit board. LED board can be easily removed for upgrading. DMX interface. Luminaire is factory-sealed and does not need to be opened during installation.

The installation blackout to be ordered separately; block-outs can house between 1-4 luminaires.

Specify product with 7 Digit product code - Finish Color. Accessories, such as mounting, optical, and electrical, must be specified separately.

Weight	16.53 lb
Light distribution	asymmetric, wallgrazer [A6]
Light source	LED-128/64W - RGBW/4K
CRI	80
Power supply	electronic gear
LEDs	128
Rated input power	67 W
Nominal Lumen (lm)	
LED Lumen	51.2
Total Lumen	6560
Tj	85
Delivered lumens (lm)	
LED Lumen	35.5
Total Lumen	4541.2
Ta	25

**186-0378**

**we-ef**

**ETV144-CC LED COLOR CHANGER COLUMN GRAZER**

Example: XXX-XXXX-9004 (Black)

+ XXX-XXXX (Accessory 1)

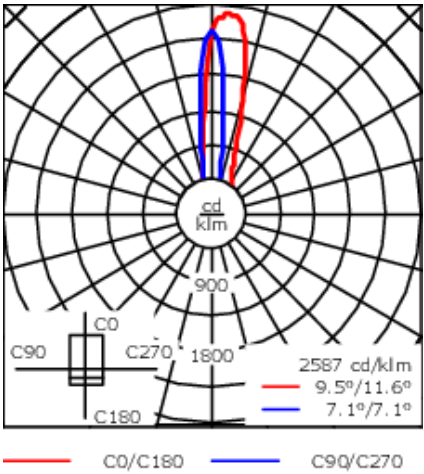

**WE-EF LIGHTING USA, LLC**

410-D Keystone Drive, 15086 Warrendale, PA 15086 - Phone: +1 724 742 0030

customersupport.usa@we-ef.com - <https://we-ef.com/us>

Subject to technical changes and errors. - Generated on 08/16/2025

ETV144-CC LED COLOR CHANGER COLUMN GRAZER



Specifications  
Material description

Body	Marine-grade all aluminum construction. Anodized aluminum extrusion.
Lens	Safety glass lens; max. static load 3 tonnes
Colors	
Gasket	Silicone CCG® Controlled Compression Gasket
Fasteners	PCS Polymer Coated Stainless Steel Hardware
Ingress protection	IP69K - HIGHEST PROTECTION RATING AVAILABLE
Impact resistance	IK08

Electrical description

Power supply	Integral [ECG] electronic driver 120V-277V. DMX Dimmable.
Driver / Ballast	Integral DMX driver
Power factor	> 0.9

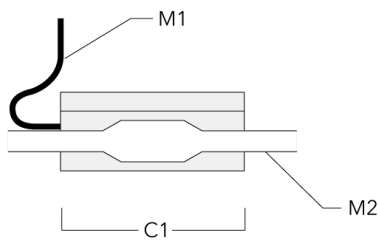
Additional information

Lifetime	Ta=25°/40° L90B10 > 90000h
Listings	ETL, UL-1598, CSA-C22.2#250.0. Suitable for Wet Locations.

Electrical Accessories

Sealable junction box

Description	Part ID	C1	M1	M2
Sealable junction box SJB 130	185-1624	5.75	Ø 0.39	Ø 0.47 - 0.75



Optical Accessories

Honeycomb louvre

Description	Part ID	C1	H1
IW for ETV140	186-0296	47.16	1.18

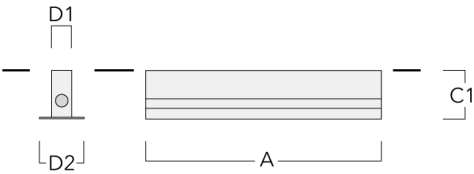


ETV144-CC LED COLOR CHANGER COLUMN GRAZER

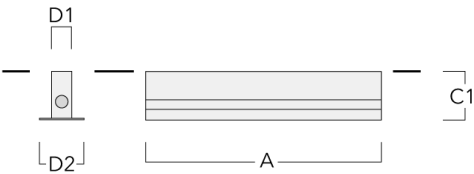
Mounting Accessories

Installation blockout, Type I

Description	Part ID	Additional information	A	C1	D1	D2	Weight(lb)
BEV140-I-1/1227 (1 luminaire)	186-0314	Blockout Accessory Depth (C1) to 6.3".	50.2	6.30	2.13	4.72	13.45 lbs

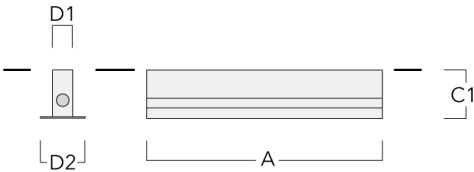


BEV140-I-2/1227 (2 luminaires)	186-0315	Blockout Accessory Depth (C1) to 6.3".	98.58	6.30	2.13	4.72	25.79 lbs
--------------------------------	----------	--	-------	------	------	------	-----------



ETV144-CC LED COLOR CHANGER COLUMN GRAZER

Description	Part ID	Additional information	A	C1	D1	D2	Weight (lb)
BEV140-I-3/1227 (3 luminaires)	186-0316	Blockout Accessory Depth (C1) to 6.3".	146.97	6.30	2.13	4.72	38.36 lbs



BEV140-I-4/1227 (4 luminaires)	186-0317	Blockout Accessory Depth (C1) to 6.3".	195.35	6.30	2.13	4.72	50.68
--------------------------------	----------	--	--------	------	------	------	-------

