

ETV134-TW LED TUNABLE WHITE COLUMN GRAZER



Description

Tunable White, Column Grazer.

IP69K. Class I. IK08. Marine-grade, all aluminum construction. Anodized aluminum extrusion. PCS hardware. Silicone CCG® Controlled Compression Gasket. Safety glass lens; max static load, 3.3 tons (6,600 lbs) (according to DIN EN 60598-2-13). Luminaire can be driven over at low speed, without accelerating or turning, by vehicles with air-filled tires, at a weight up to 5.5 tons (11,000 lbs) per wheel. Factory-sealed termination chamber complete with cable gland and 3 ft of flexible PVC-free, gel-impregnated anti-wicking cable. PMMA LED lens. Integral driver in thermally separated compartment. Factory-installed LED circuit board. Tunable White technology. LED boards can be easily removed for upgrading. DMX interface. Luminaire is factory-sealed and does not need to be opened during installation.

The installation blackout to be ordered separately; block-outs can house between 1-4 luminaires.

Specify product with 7 Digit product code - Finish Color. Accessories, such as mounting, optical, and electrical, must be specified separately.

Weight	13.50 lb
Light distribution	asymmetric, wallgrazer [A6]
Light source	LED-96/30W - 2200-6000 K
CRI	80
Power supply	electronic gear
LEDs	48
Rated input power	33.5 W

Nominal Lumen (lm)

LED Lumen	80
Total Lumen	3840
Tj	85

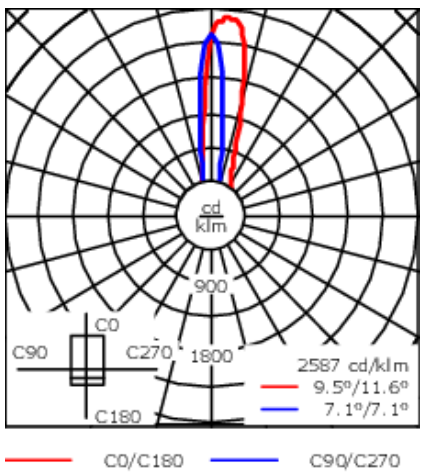

Delivered lumens (lm)

LED Lumen	55.4
Total Lumen	2658.2
Ta	25

ETV134-TW LED TUNABLE WHITE COLUMN GRAZER

Example: XXX-XXXX-9004 (Black)
+ XXX-XXXX (Accessory 1)

ETV134-TW LED TUNABLE WHITE COLUMN GRAZER



Specifications
Material description

Table with 2 columns: Component and Description. Rows include Body, Lens, Colors, Gasket, Fasteners, Ingress protection, and Impact resistance.

Electrical description

Table with 2 columns: Component and Description. Rows include Power supply, Driver / Ballast, and Power factor.

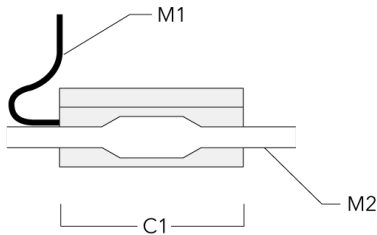
Additional information

Table with 2 columns: Component and Description. Rows include Lifetime and Listings.

Electrical Accessories

Sealable junction box

Description	Part ID	C1	M1	M2
Sealable junction box SJB 130	185-1624	5.75	Ø 0.39	Ø 0.47 - 0.75

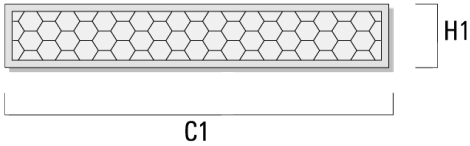


ETV134-TW LED TUNABLE WHITE COLUMN GRAZER

Optical Accessories

Honeycomb louvre

Description	Part ID	C1	H1
IW for ETV130	186-0295	35.35	1.18

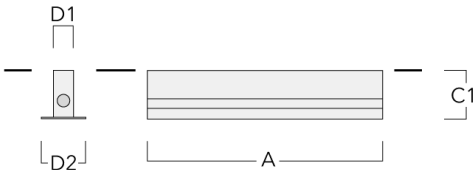


ETV134-TW LED TUNABLE WHITE COLUMN GRAZER

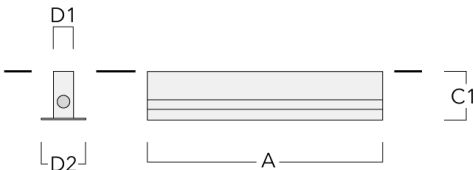
Mounting Accessories

Installation blackout, Type I

Description	Part ID	A	C1	D1	D2	Weight (lb)
BEV130-I-1/927 (1 luminaire)	186-0310	38.38"	6.30	2.13	4.72	10.36 lbs

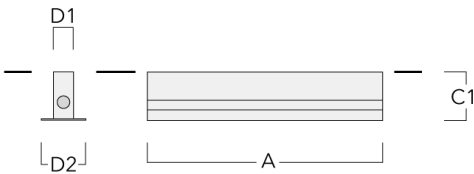


BEV130-I-2/927 (2 luminaires)	186-0311	74.96	6.30	2.13	4.72	19.84
-------------------------------	----------	-------	------	------	------	-------



ETV134-TW LED TUNABLE WHITE COLUMN GRAZER

Description	Part ID	A	C1	D1	D2	Weight (lb)
BEV130-I-3/927 (3 luminaires)	186-0312	111.54	6.30	2.13	4.72	29.10 lbs



BEV130-I-4/927 (4 luminaires)	186-0313	148.11	6.30	2.13	4.72	38.58
-------------------------------	----------	--------	------	------	------	-------

