



Description

IP66, Class I. IK07. Marine-grade, die-cast aluminium alloy. 5CE superior corrosion protection + primer including PCS hardware. Silicone CCG® Controlled Compression Gasket. Non-reflecting safety glass lens, hinged with safety switch. Integral EC electronic converter in thermally separated compartment. DALI. CAD-optimised optics for superior illumination and glare control. OLC® One LED Concept. Factory installed LED circuit board. The luminaire is factory-sealed and does not need to be opened during installation.

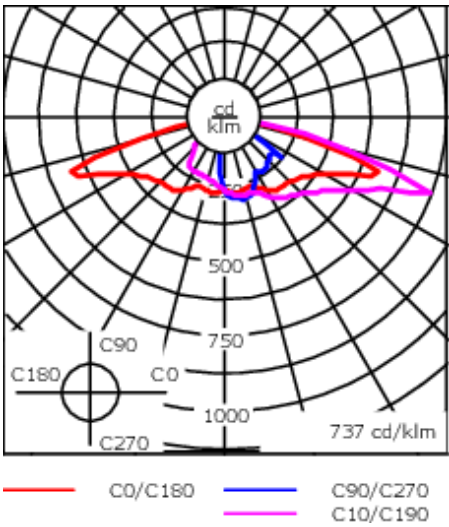
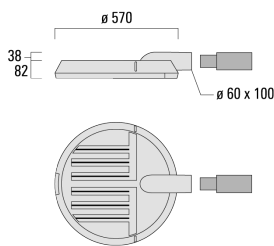
Variant with 2200 K or as 'Wild-Light' 2200 K combined with 3000 K with Eco Step Dim® Advanced or Motion available on request, must be specified at time of ordering.  
Contact WE-EF direct or your local WE-EF sales representative for an individual solution designed to precisely meet your needs.

A professional lighting design in consultation with the relevant sections of AS/NZS-1158.4:2015 is essential for all applications with the [P45] lens.

|                    |                              |
|--------------------|------------------------------|
| Weight             | 15.00 kg                     |
| Light distribution | asymmetric, side throw [S70] |
| Light source       | LED-48/96W / 700 mA - 4000 K |
| CRI                | 80                           |
| Power supply       | EC                           |
| LEDs               | 48                           |
| Rated input power  | 105.5 W                      |

|                    |       |
|--------------------|-------|
| Nominal Lumen (lm) |       |
| LED Lumen          | 310   |
| Total Lumen        | 14880 |
| Tj                 | 85    |

|                   |         |
|-------------------|---------|
| Rated lumens (lm) |         |
| LED Lumen         | 265.8   |
| Total Lumen       | 12759.4 |
| Ta                | 25      |



Specifications

Material description

|                      |  |
|----------------------|--|
| Body                 | Marine-grade, die-cast aluminium alloy   |
| Lens                 | Non-reflecting safety glass lens, hinged   |
| Colours              | <div><div></div> RAL9004 Signal black</div> <div><div></div> RAL9006 White aluminium</div> <div><div></div> RAL9007 Grey aluminium</div> |
| Gasket               | Silicone CCG® Controlled Compression Gasket  |
| Fasteners            | PCS Polymer Coated Stainless Steel Hardware (unpainted)  |
| Ingress protection   | IP66   |
| Impact resistance    | IK07   |
| Corrosion resistance | 5CE+Primer   |
| Windage              | 0.255 m <sup>2</sup>   |

Electrical description

|                  |  |
|------------------|--|
| Power supply     | 230V / 50 Hz   |
| Driver / Ballast | Integral EC electronic converter. DALI   |
| Power factor     | > 0.9  |
| Surge protection | In-pole surge protection SP10 device supplied. Please refer to WE-EF installation instructions for details. Use suffix +A for Integral surge protection. |

Additional information

|          |  |
|----------|--|
| Lifetime | Ta=40° L90B10 > 90000h   |
| Warranty | The product is supplied with 10-year warranty. Please refer to the LED Warranty Statement located on <a href="http://www.we-ef.com">www.we-ef.com</a> for further details. |

## Control

### Eco Step Dim® Basic

| Description             | Part ID  |
|-------------------------|----------|
| Eco Step Dim® Basic LED | 430-0001 |

### Eco Step Dim® Advanced

| Description                | Part ID  |
|----------------------------|----------|
| Eco Step Dim® Advanced LED | 430-0002 |

### R2C Ready to Connect

| Description                | Part ID  |
|----------------------------|----------|
| R2C Ready to Connect (top) | 430-0019 |

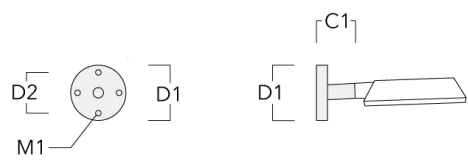
### Wild-Light Eco Step Dim® Advanced

| Description                       | Part ID  | Additional information   |
|-----------------------------------|----------|--|
| Wild-Light Eco Step Dim® Advanced | 430-0034 | Fully automatic independent dimming pre-set, without additional installation effort, Example: Starting the night with warm white (3000 K from 20:00 to 22:00), reduced to biodiversity friendly in the heart of the night (2200 K from 22:00 to 06:00), and returning back to warm white in the early morning (3000 K from 06:00 to 07:00).<br>This is the easiest to implement solution to create a nature-friendly lighting scenario, as no additional installations or external controls are needed. All pre-settings are made in the two LED drivers. The dimming values are programmed into the driver during the production of the luminaires. An optional link with sunrise and sunset times can mean additional optimisation. A customer-specific configuration is possible.<br>The settings can be changed directly on the LED driver at any time (NFC). The necessary tool is standardised and can also be obtained from WE-EF as an optional extra. |
| Wild-Light Motion                 | 430-0035 |  |

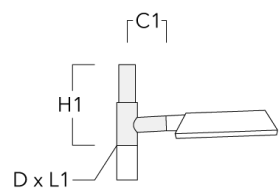
Mounting Accessories

Wall and pole brackets RE

| Description          | Part ID  | Additional information | C1  | D1  | D2  | D × L1 | H1 | M1 | Weight(kg) | C   | H |
|----------------------|----------|------------------------|-----|-----|-----|--------|----|----|------------|-----|---|
| RE0-540 Wall bracket | 111-0084 |                        | 180 | 230 | 195 |        |    | 12 | 3.20       | 140 |   |

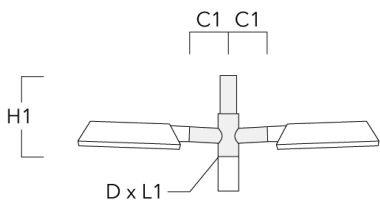


|                              |          |  |     |  |  |          |     |  |      |     |     |
|------------------------------|----------|--|-----|--|--|----------|-----|--|------|-----|-----|
| RE1-540 Pole bracket, single | 111-0042 |  | 200 |  |  | 76 x 130 | 550 |  | 4.60 | 200 | 550 |
|------------------------------|----------|--|-----|--|--|----------|-----|--|------|-----|-----|

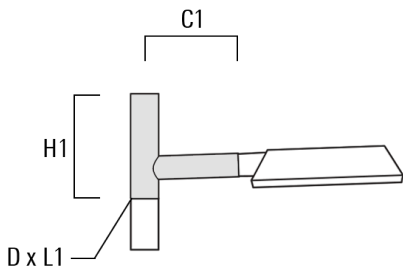


RFL540-SE LED

| Description                  | Part ID  | Additional information | C1  | D1 | D2 | D × L1   | H1  | M1 | Weight (kg) | C   | H   |
|------------------------------|----------|------------------------|-----|----|----|----------|-----|----|-------------|-----|-----|
| RE2-540 Pole bracket, double | 111-0043 |                        | 200 |    |    | 76 x 130 | 550 |    | 5.30        | 200 | 550 |

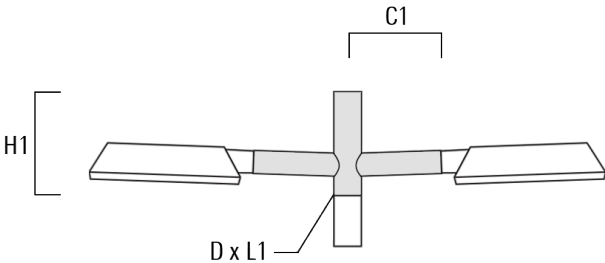


|  |          |  |     |  |  |         |     |  |      |  |  |
|--|----------|--|-----|--|--|---------|-----|--|------|--|--|
| Pole bracket RE1, single for mounting on AML-A poles | 111-9022 | Mounting brackets. Marine-grade aluminium alloy. 5CE superior corrosion protection including PCS hardware. | 320 |  |  | 76 x 76 | 550 |  | 6.10 |  |  |
|--|----------|--|-----|--|--|---------|-----|--|------|--|--|



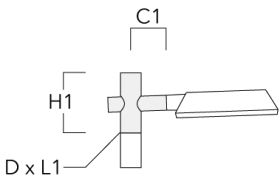
RFL540-SE LED

| Description  | Part ID  | Additional information   | C1  | D1 | D2 | D × L1  | H1  | M1 | Weight (kg) | C | H |
|--|----------|--|-----|----|----|---------|-----|----|-------------|---|---|
| Pole bracket RE2, double for mounting on AML-A poles | 111-9023 | Mounting brackets. Marine-grade aluminium alloy. 5CE superior corrosion protection including PCS hardware. | 320 |    |    | 76 x 76 | 550 |    | 7.20        |   |   |

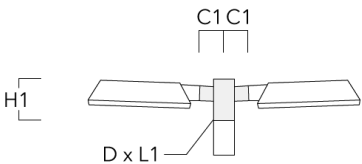


Pole brackets RF

| Description                  | Part ID  | C1  | D × L1  | H1  | Weight(kg) | C   | H   |
|------------------------------|----------|-----|---------|-----|------------|-----|-----|
| RF1-540 Pole bracket, single | 111-0046 | 200 | 76 x 80 | 200 | 2.60       | 200 | 300 |

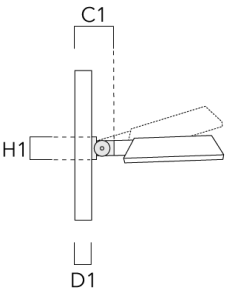


|                              |          |     |       |     |      |     |     |
|------------------------------|----------|-----|-------|-----|------|-----|-----|
| RF2-540 Pole bracket, double | 111-0047 | 200 | 3 x 3 | 200 | 3.30 | 200 | 300 |
|------------------------------|----------|-----|-------|-----|------|-----|-----|



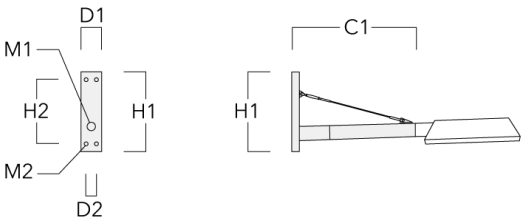
Wall and pole brackets RI

| Description                  | Part ID  | C1      | D1      | H1  | Weight (kg) | D       | H   |
|------------------------------|----------|---------|---------|-----|-------------|---------|-----|
| RI-540 Wall and pole bracket | 111-0179 | 212-255 | 102-133 | 127 | 1.85        | 102-133 | 110 |



Wall and pole brackets RX

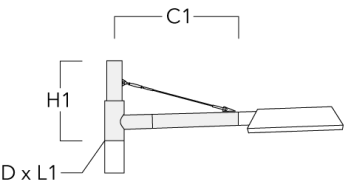
| Description          | Part ID  | C1   | D1  | D2  | D × L1 | H1  | H2  | M1 | M2 | Weight (kg) |
|----------------------|----------|------|-----|-----|--------|-----|-----|----|----|-------------|
| RX0-540 Wall bracket | 111-0086 | 1000 | 140 | 100 |        | 450 | 385 | 30 | 12 | 5.20        |



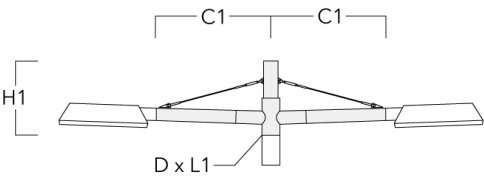


RFL540-SE LED

| Description                  | Part ID  | C1   | D1 | D2 | D × L1   | H1  | H2 | M1 | M2 | Weight (kg) |
|------------------------------|----------|------|----|----|----------|-----|----|----|----|-------------|
| RX1-540 Pole bracket, single | 111-0054 | 1000 |    |    | 76 x 130 | 550 |    |    |    | 6.80        |

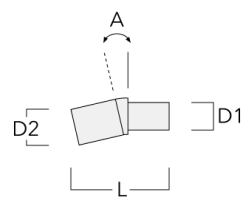


|                              |          |      |  |  |          |     |  |  |  |      |
|------------------------------|----------|------|--|--|----------|-----|--|--|--|------|
| RX2-540 Pole bracket, double | 111-0055 | 1000 |  |  | 76 x 130 | 550 |  |  |  | 9.70 |
|------------------------------|----------|------|--|--|----------|-----|--|--|--|------|

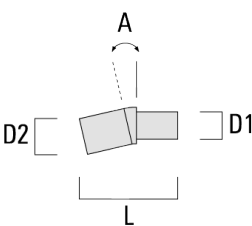


Tilt brackets TB

| Description                   | Part ID  | A   | D1      | D2       | L   | Weight (kg) |
|-------------------------------|----------|-----|---------|----------|-----|-------------|
| TB-540.60-10 Tilt bracket 10° | 111-0636 | 10° | 60 x 90 | 60 x 100 | 205 | 0.70        |



|                               |          |     |         |          |     |      |
|-------------------------------|----------|-----|---------|----------|-----|------|
| TB-540.60-15 Tilt bracket 15° | 111-0637 | 15° | 60 x 90 | 60 x 100 | 205 | 0.70 |
|-------------------------------|----------|-----|---------|----------|-----|------|



Optical Accessories

Light shield

| Description | Part ID  | Additional information   |
|-------------|----------|--|
| LS180-[A60] | 003-4018 | Glare Shield for backlight spill. Glare Shield factory-installed or available as retrofit kit. Suitable for [A60] lenses. Must be specified at time of ordering.                             |
| LS180       | 003-4019 | Glare Shield for backlight spill. Glare Shield factory-installed or available as retrofit kit. Suitable for [S60], [S65], [S70], [R65], [P65] lenses. Must be specified at time of ordering. |