



Description

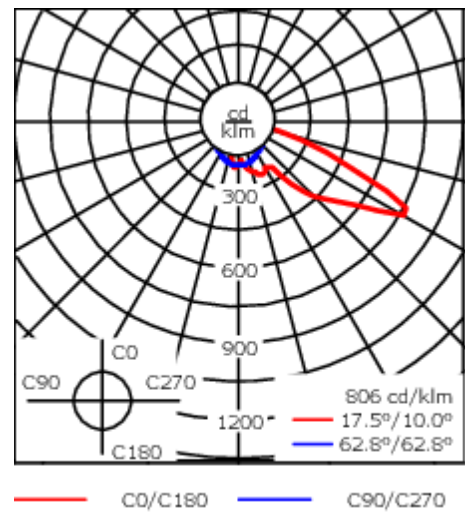
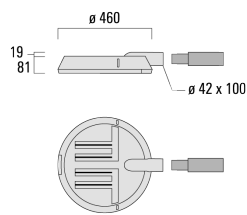
The RFL530-SE LED features an elegant round shape, designed for side entry installation on poles, seamlessly blending into urban landscapes by day and night. Constructed from marine-grade die-cast aluminium with an IP66 rating, 5CE + Primer protection, and stainless steel fixings with PCS hardware, this durable luminaire withstands tough conditions and ensures longevity. Its consistent design language enhances both historical and modern settings, providing optimised, standard-compliant light distribution for various urban situations, ensuring visual comfort and sustainability. Equipped with WE-EF's IOS® Innovative Optical System and OLC® (One LED Concept), the RFL530-SE LED delivers high efficiency and exceptional light quality. A broad selection of LED lens types enhances its versatility for multiple applications. Factory-sealed for easy installation.

The luminaire can be configured to meet diverse application needs, with a vast range of proprietary optics, colour temperatures, wattages, lumen outputs, finish colours, and control options. An optional 2200 K version is available for a maximum of 1050mA, to be specified at the time of ordering. If your desired configuration is not listed, please reach out to us with your customisation request.

Weight	9.30 kg
Light distribution	asymmetric, forward throw [A60]
Light source	LED-24/48W / 700 mA - 4000 K
CRI	80
Power supply	EC
LEDs	24
Rated input power	54 W

Nominal Lumen (lm)	
LED Lumen	310
Total Lumen	7440
Tj	85

Rated lumens (lm)	
LED Lumen	257.6
Total Lumen	6182.3
Ta	25



Specifications

Material description

Body	Marine-grade, die-cast aluminium alloy
Lens	Non-reflecting safety glass lens, hinged
Colours	<div><div></div> RAL9004 Signal black</div> <div><div></div> RAL9006 White aluminium</div> <div><div></div> RAL9007 Grey aluminium</div>
Gasket	Silicone CCG® Controlled Compression Gasket
Fasteners	PCS Polymer Coated Stainless Steel Hardware (unpainted)
Ingress protection	IP66
Impact resistance	IK07
Corrosion resistance	5CE+Primer
Windage	0.166 m²

Electrical description

Power supply	230V / 50 Hz
Driver / Ballast	Integral EC electronic converter. DALI
Power factor	> 0.9
Surge protection	In-pole surge protection SP10 device supplied. Please refer to WE-EF installation instructions for details. Use suffix +A for Integral surge protection.

Additional information

Lifetime	Ta=40° L90B10 > 90000h
Warranty	The product is supplied with 10-year warranty. Please refer to the LED Warranty Statement located on www.we-ef.com for further details.

111-0355

RFL530-SE LED

we-ef

Control

Eco Step Dim® Basic

Description	Part ID
Eco Step Dim® Basic LED	430-0001

Eco Step Dim® Advanced

Description	Part ID
Eco Step Dim® Advanced LED	430-0002

R2C Ready to Connect

Description	Part ID
R2C Ready to Connect (top)	430-0019

WE-EF LIGHTING Pty Ltd

47 Tarnard Drive, 3195 Braeside, Victoria - Phone: +61 3 8587 0444 - Fax: +61 3 8587 0499

info.australia@we-ef.com - <https://we-ef.com/aus>

Subject to technical changes and errors. - Generated on 08/09/2025

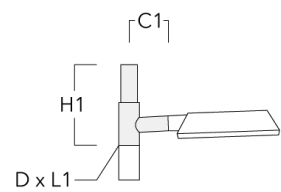
Mounting Accessories

Wall and pole brackets RE

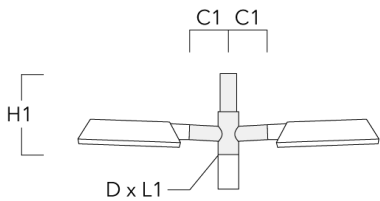
Description	Part ID	Additional information	C1	D1	D2	D × L1	H1	M1	Weight(kg)	C	H
RE0-530 Wall Bracket	111-0052		180	230	195			12	2.90	120	



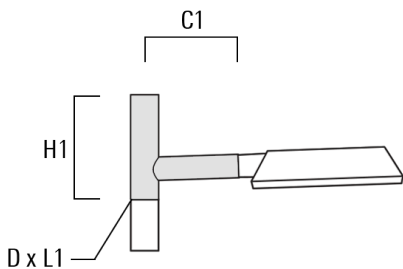
RE1-530 Pole bracket, single	111-0040		180			76 x 80	400		3.20	180	400
------------------------------	----------	--	-----	--	--	---------	-----	--	------	-----	-----



Description	Part ID	Additional information	C1	D1	D2	D × L1	H1	M1	Weight (kg)	C	H
RE2-530 Pole bracket, double	111-0041		180			76 x 80	400		3.60	180	400

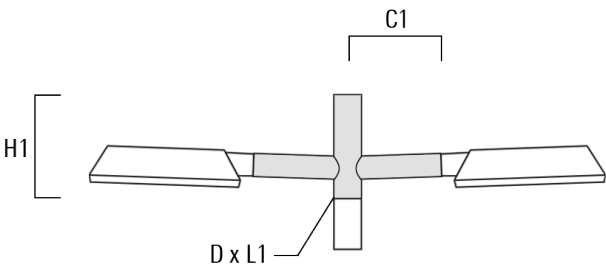


Pole bracket RE1, single for mounting on poles	111-9020	Mounting brackets. Marine-grade aluminium alloy. 5CE superior corrosion protection including PCS hardware.	280			76 x 76	400		4.50		
--	----------	--	-----	--	--	---------	-----	--	------	--	--



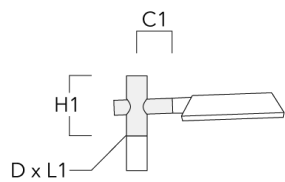
RFL530-SE LED

Description	Part ID	Additional information	C1	D1	D2	D × L1	H1	M1	Weight (kg)	C	H
Pole bracket RE2, double for mounting on poles	111-9021	Mounting brackets. Marine-grade aluminium alloy. 5CE superior corrosion protection including PCS hardware.	280			76 x 76	400		5.00		

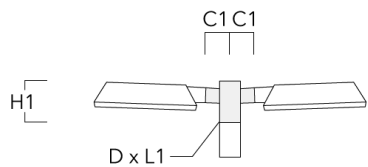


Pole brackets RF

Description	Part ID	C1	D × L1	H1	Weight (kg)	C	H
RF1-530 Pole bracket, single	111-0044	190	76 x 80	275	2.30	190	275

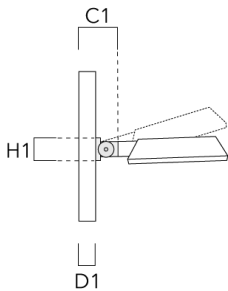


RF2-530 Pole bracket, double	111-0045	190	76 x 80	275	3.00	190	275
------------------------------	----------	-----	---------	-----	------	-----	-----



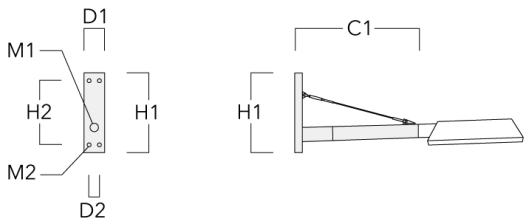
Wall and pole brackets RI

Description	Part ID	C1	D1	H1	Weight (kg)	D	H
RI-530 Wall and pole bracket	111-0178	184-255	76-133	127	1.85	102-133	96



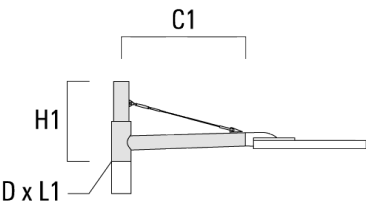
Wall and pole brackets RX

Description	Part ID	C1	D1	D2	D × L1	H1	H2	M1	M2	Weight (kg)
RX0-530 Wall bracket	111-0053	710	140	100		350	285	30	12	3.30

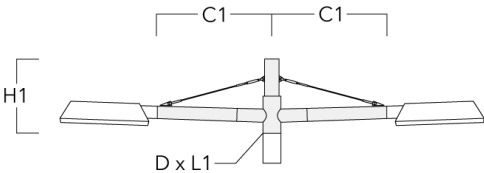


RFL530-SE LED

Description	Part ID	C1	D1	D2	D × L1	H1	H2	M1	M2	Weight (kg)
RX1-530 Pole bracket, single	111-0088	710			76 x 80	400				4.50



RX2-530 Pole bracket, double	111-0089	710			76 x 80	400				6.20
------------------------------	----------	-----	--	--	---------	-----	--	--	--	------



Tilt brackets TB

Description	Part ID	A	D1	D2	L	Weight (kg)
TB-530.42-10 Tilt bracket 10°	111-0639	10°	42 x 90	42 x 100	205	0.50



TB-540.42-15 Tilt bracket 15°	111-0640	15°	42 x 90	42 x 100	205	0.50
-------------------------------	----------	-----	---------	----------	-----	------



Optical Accessories**Light shield**

Description	Part ID	Additional information
LS180-[A60]	003-4018	Glare Shield for backlight spill. Glare Shield factory-installed or available as retrofit kit. Suitable for [A60] lenses. Must be specified at time of ordering.
LS180	003-4019	Glare Shield for backlight spill. Glare Shield factory-installed or available as retrofit kit. Suitable for [S60], [S65], [S70], [R65], [P65] lenses. Must be specified at time of ordering.