



Description

Wall and pole mounted luminaire.

IP66. Class I. IK07. Marine-grade, die-cast aluminum alloy. 5CE superior corrosion protection including PCS hardware. Silicone CCG® Controlled Compression Gasket. Non-reflecting safety glass lens hinged, tool-less entry. CAD-optimized optics for superior illumination and glare control. Integral driver in thermally separated compartment. OLC® One LED Concept. Factory-installed LED circuit board. 0-10V Dimming comes standard with luminaire. Luminaire is factory-sealed and does not need to be opened during installation.

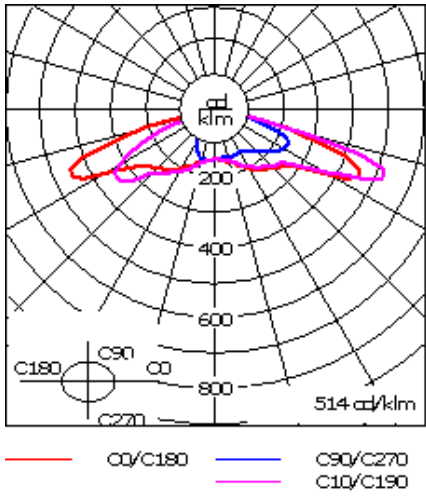
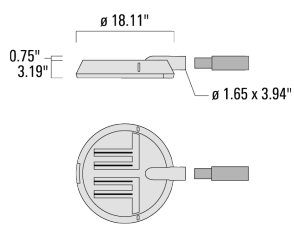
Recommended mounting height 10-20 ft, depending on wattage and light distribution selected.

Specify product with 7 Digit product code - Finish Color. Accessories, such as mounting, optical, and electrical, must be specified separately.
Example: XXX-XXXX-9004 (Black)
+ XXX-XXXX (Accessory 1)

| | |
|--------------------|------------------------------|
| Weight | 21.00 lb |
| Light distribution | [R65] Type IV Medium |
| Light source | LED-24/24W / 350 mA - 4000 K |
| CRI | 80 |
| Power supply | electronic gear |
| BUG | B1 U0 G1 |
| LEDs | 24 |
| Rated input power | 26.5 W |

| Nominal Lumen (lm) | |
|--------------------|------|
| LED Lumen | 170 |
| Total Lumen | 4080 |
| Tj | 85 |

| Delivered lumens (lm) | |
|-----------------------|--------|
| LED Lumen | 148.4 |
| Total Lumen | 3561.2 |
| Ta | 25 |



Specifications
Material description

| | |
|----------------------|---|
| Body | Marine-grade, die-cast aluminium alloy |
| Lens | Non-reflecting safety glass lens, hinged |
| Colors | <div><div></div> RAL9004 Black</div> <div><div></div> RAL9007 Grey Metallic</div> <div><div></div> RAL9016 White</div> <div><div></div> RAL8019 Dark Bronze</div> |
| Gasket | Silicone CCG® Controlled Compression Gasket |
| Fasteners | PCS Polymer Coated Stainless Steel Hardware |
| Ingress protection | IP66 |
| Impact resistance | IK07 |
| Corrosion resistance | 5CE |
| Windage | 0.3 ft² |

Electrical description

| | |
|------------------|---|
| Power supply | Integral [ECG] electronic driver 120V-277V. 0-10V dimmable, to be specified with order. |
| Driver / Ballast | Integral EC electronic converter |
| Power factor | > 0.9 |
| Surge protection | In-line bracket 10kV Surge Protector |

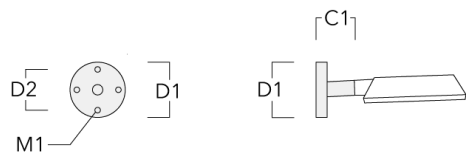
Additional information

| | |
|------------|---|
| Lifetime | Ta=25°/40° L90B10 > 90000h |
| BUG Rating | Please see individual Spec Sheets for classification of Backlight, Uplight and Glare. |
| Listings | ETL, UL-1598, CSA-C22.2#250.0. Suitable for Wet Locations. |

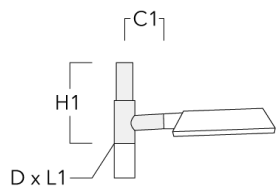
Mounting Accessories

Wall and pole brackets RE

| Description | Part ID | C1 | D1 | D2 | D × L1 | H1 | L | M1 | Weight(lb) | C | H |
|----------------------|----------|------|------|------|--------|----|---|------|------------|-----|---|
| RE0-530 Wall bracket | 111-0052 | 7.09 | 9.06 | 7.68 | | | | 0.47 | 6.39 | 120 | |

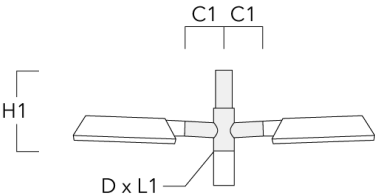


| | | | | | | | | | | | |
|------------------------------|----------|------|--|--|-------|-------|------|------|-----|-----|--|
| RE1-530 Pole bracket, single | 111-0040 | 7.09 | | | 3 x 3 | 15.75 | 2.99 | 7.05 | 180 | 400 | |
|------------------------------|----------|------|--|--|-------|-------|------|------|-----|-----|--|



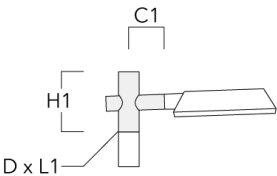
RFL530-SE LED

| Description | Part ID | C1 | D1 | D2 | D × L1 | H1 | L | M1 | Weight (lb) | C | H |
|------------------------------|----------|------|----|----|--------|-------|------|----|-------------|-----|-----|
| RE2-530 Pole bracket, double | 111-0041 | 7.09 | | | 3 x 3 | 15.75 | 2.99 | | 7.94 | 180 | 400 |



Pole brackets RF

| Description | Part ID | C1 | D × L1 | H1 | L | Weight (lb) | C | H |
|------------------------------|----------|------|--------|-------|------|-------------|-----|-----|
| RF1-530 Pole bracket, single | 111-0044 | 7.48 | 3 x 3 | 10.83 | 2.99 | 5.07 | 190 | 275 |

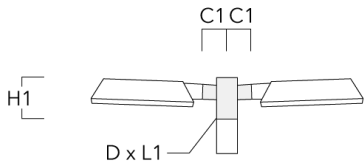


111-0418

RFL530-SE LED

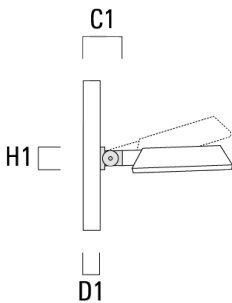


| Description | Part ID | C1 | D × L1 | H1 | L | Weight (lb) | C | H |
|------------------------------|----------|------|--------|-------|------|-------------|-----|-----|
| RF2-530 Pole bracket, double | 111-0045 | 7.48 | 3 x 3 | 10.83 | 2.99 | 6.61 | 190 | 275 |



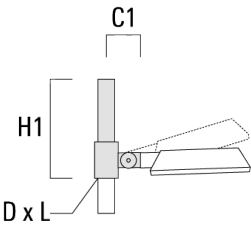
Wall and pole brackets RI

| Description | Part ID | C1 | D1 | D × L1 | H1 | L | Weight (lb) |
|--|----------|----------|---------|--------|----|---|-------------|
| RI0-530 Adjustable wall and pole bracket | 111-0178 | 7.24-10" | 3-5.25" | | 5" | | 4.08 lbs |

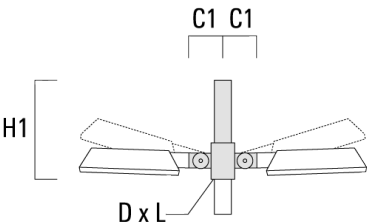


RFL530-SE LED

| Description | Part ID | C1 | D1 | D × L1 | H1 | L | Weight (lb) |
|--|----------|-------|----|--------|--------|---|-------------|
| RI1-530 Adjustable pole bracket, single | 106-0454 | 7.68" | | 3 x 3 | 18.70" | | 10.00 lbs |

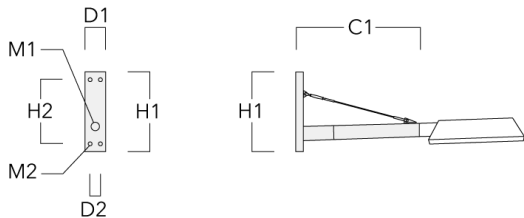


| | | | | | | | |
|--|----------|-------|--|-------|--------|-------|-----------|
| RI2-530 Adjustable pole bracket, double | 106-0455 | 7.68" | | 3 x 3 | 18.70" | 2.99" | 13.00 lbs |
|--|----------|-------|--|-------|--------|-------|-----------|

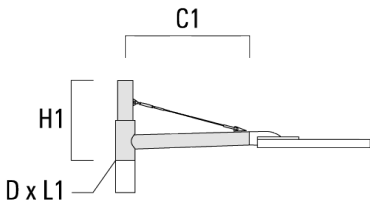


Wall and pole brackets RX

| Description | Part ID | C1 | D1 | D2 | D × L1 | H1 | H2 | M1 | M2 | Weight (lb) |
|----------------------|----------|-------|------|------|--------|-------|-------|------|------|-------------|
| RX0-530 Wall bracket | 111-0053 | 27.95 | 5.51 | 3.94 | | 13.78 | 11.22 | 1.18 | 0.47 | 7.28 |

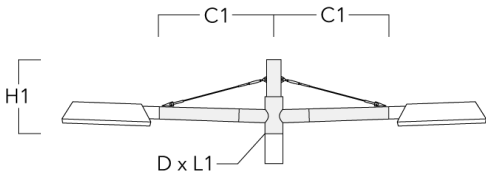


| | | | | | | | | | | |
|------------------------------|----------|-------|--|--|-------|-------|--|--|--|------|
| RX1-530 Pole bracket, single | 111-0088 | 27.95 | | | 3 x 3 | 15.75 | | | | 9.92 |
|------------------------------|----------|-------|--|--|-------|-------|--|--|--|------|



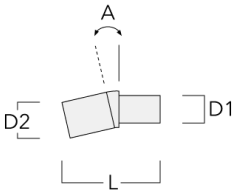
RFL530-SE LED

| Description | Part ID | C1 | D1 | D2 | D × L1 | H1 | H2 | M1 | M2 | Weight (lb) |
|------------------------------|----------|-------|----|----|--------|-------|----|----|----|-------------|
| RX2-530 Pole bracket, double | 111-0089 | 27.95 | | | 3 x 3 | 15.75 | | | | 13.67 |



Tilt brackets TB

| Description | Part ID | A | D1 | D2 | L | Weight (lb) |
|-------------------------------|----------|-----|-------------|-------------|-------|-------------|
| TB-530.42-10 Tilt bracket 10° | 111-0639 | 10° | 1.65 x 3.54 | 1.65 x 3.94 | 8.07" | 1.10 |



RFL530-SE LED

| Description | Part ID | A | D1 | D2 | L | Weight (lb) |
|-------------------------------|----------|-----|-------------|-------------|-------|-------------|
| TB-530.42-15 Tilt bracket 15° | 111-0640 | 15° | 1.65 x 3.54 | 1.65 x 3.94 | 8.07" | 1.10 |



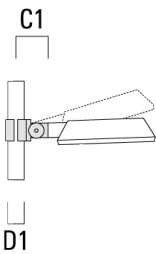
Pole clamp SI

| Description | Part ID | C1 | D1 | Weight (lb) | C | D |
|--|----------|----|----|-------------|---------|---|
| SI1-530 Pole clamp, single (Ø 3"-3.5") | 111-0066 | | | 195 | 76 - 89 | |

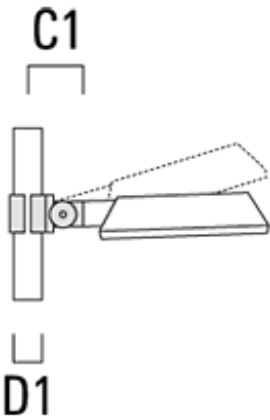


RFL530-SE LED

| Description | Part ID | C1 | D1 | Weight (lb) | C | D |
|--|----------|-------|-----------|-------------|-----|-----|
| SI1-530 Pole clamp, single (Ø 4"-4.5") | 111-0067 | 7.68" | 4.0"-4.5" | 195 | 102 | 114 |

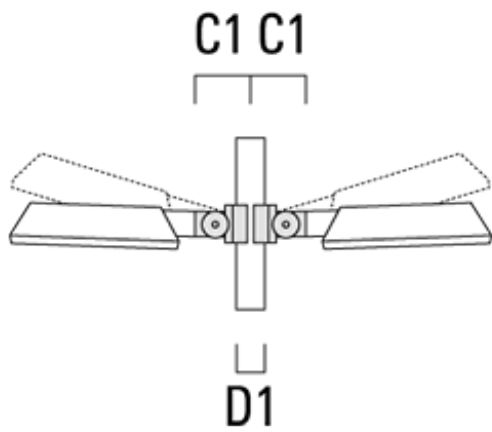


| | | | | | | |
|---|----------|-------|-------------|-----|-----|-----|
| SI1-530 Pole clamp, single (Ø 4.5"-5.25") | 111-0176 | 7.68" | 4.50"-5.25" | 195 | 114 | 133 |
|---|----------|-------|-------------|-----|-----|-----|

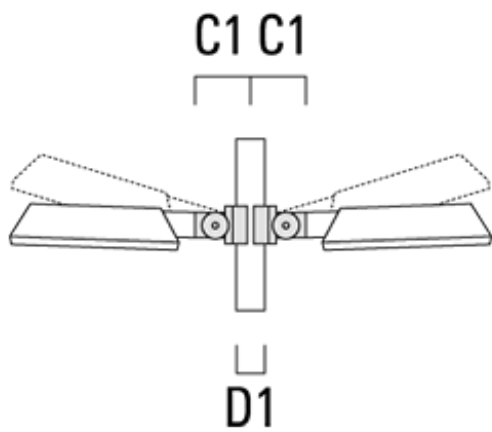


RFL530-SE LED

| Description | Part ID | C1 | D1 | Weight (lb) | C | D |
|--|----------|-------|-----------|-------------|-----|---------|
| SI2-530 Pole clamp, double (Ø 3"-3.5") | 111-0068 | 7.68" | 3.0"-3.5" | 9.00 lbs | 195 | 76 - 89 |

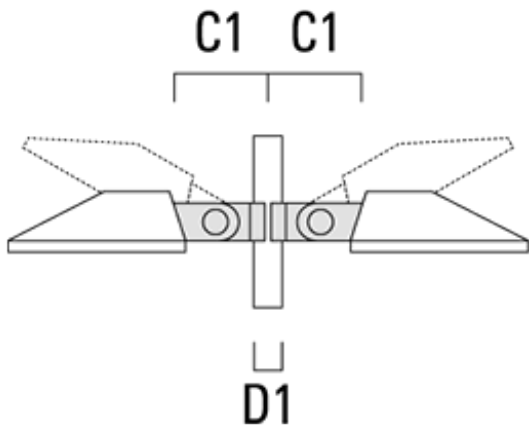


| | | | | | | |
|--|----------|-------|-----------|-----------|-----|-----------|
| SI2-530 Pole clamp, double (Ø 4"-4.5") | 111-0069 | 7.68" | 4.0"-4.5" | 11.00 lbs | 195 | 102 - 114 |
|--|----------|-------|-----------|-----------|-----|-----------|



RFL530-SE LED

| Description | Part ID | C1 | D1 | Weight (lb) | C | D |
|---|----------|-------|-------------|-------------|-----|-----------|
| SI2-530 Pole clamp, double (Ø 4.5"-5.25") | 111-0182 | 7.68" | 4.50"-5.25" | 12.00 | 195 | 114 - 133 |



Optical Accessories

Light shield

| Description | Part ID | Additional information |
|-------------|----------|---|
| LS180-[A60] | 430-0038 | Light shield LS180 to greatly reduce or eliminate light pollution. PA injection moulded component, black matt. Suitable for asymmetric light distribution [A60]. |
| LS180 | 430-0029 | Glare Shield for backlight spill. Glare Shield factory-installed or available as retrofit kit. Suitable for [S60], [S65], [S70], [R65], [P65] lenses. Must be specified at time of ordering. |