



Description

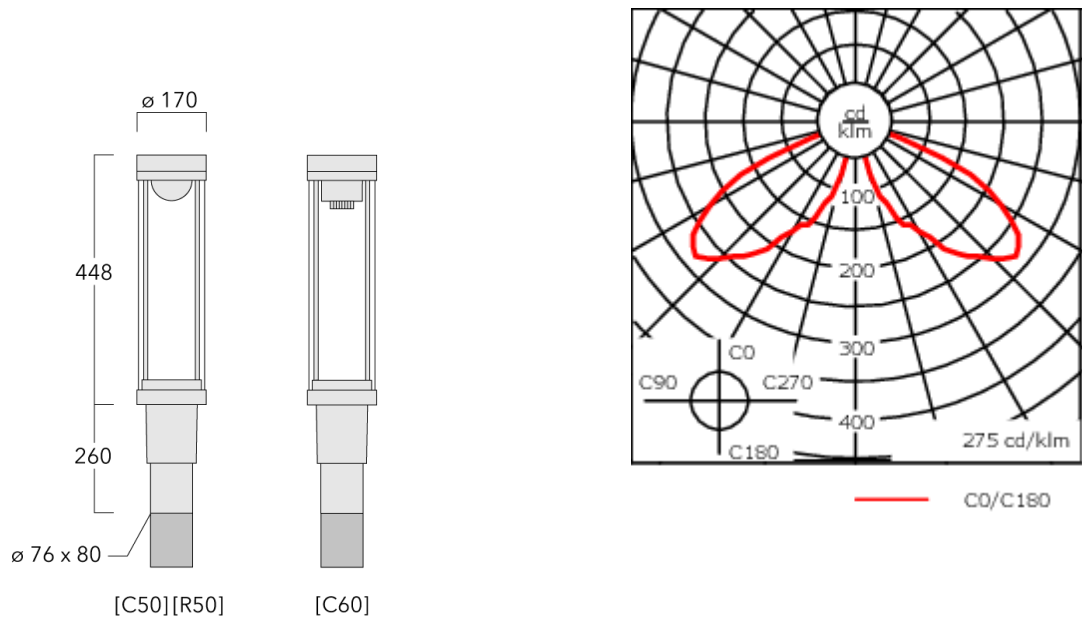
IP66. Class I. IK09. Marine-grade, die-cast aluminium alloy. 5CE superior corrosion protection include PCS hardware. PMMA lens. Silicone CCG® Controlled Compression Gasket. Luminaire is factory-sealed and does not need to be opened during installation.

Integral electronic converter with DALI interface in thermally separated compartment. Advanced thermal management protects LEDs while optimising lumens output. Removable LED boards for upgrading. CAD-optimised optics for superior illumination and glare control. OLC® One LED Concept.

Including 0.5 m cable with a cable connector.

Recommended mounting height 3.0 - 6.0 m.

| | |
|--------------------|---|
| Weight | 5.50 kg |
| Light distribution | controlled symmetric distribution [C50] |
| Light source | LED-FT-12W / 350 mA - 2700 K |
| CRI | 80 |
| Power supply | EC |
| BUG | B1 U2 G0 |
| LEDs | 1 |
| Rated input power | 14 W |
| Rated lumens (lm) | |
| LED Lumen | 1645 |
| Total Lumen | 1645 |
| Ta | 25 |
| Nominal Lumen (lm) | |
| LED Lumen | 1920 |
| Total Lumen | 1920 |
| Tc | 25 |



Specifications

Material description

| | |
|----------------------|---|
| Body | Marine-grade, die-cast aluminium alloy |
| Lens | PMMA lens |
| Colours | <div><div></div> RAL9004 Signal black</div> <div><div></div> RAL9007 Grey aluminium</div> <div><div></div> RAL7016 Anthracite grey</div> <div><div></div> RAL9016 Traffic white</div> |
| Gasket | Silicone CCG® Controlled Compression Gasket |
| Fasteners | PCS hardware |
| Ingress protection | IP66 |
| Impact resistance | IK09 |
| Corrosion resistance | 5CE |
| Windage | 0.133 m ² |

Electrical description

| | |
|------------------|--|
| Power supply | 220-240V / 50-60 Hz |
| Driver / Ballast | Integral electronic converter with DALI interface in thermally separated compartment |
| Power factor | > 0.9 |

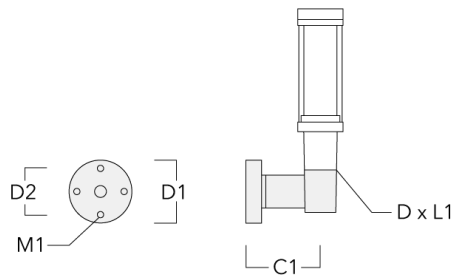
Additional information

| | |
|------------|--|
| Lifetime | Ta=25° L70B50 > 50000h |
| BUG Rating | Please see individual Spec Sheets for classification of Backlight, Uplight and Glare |

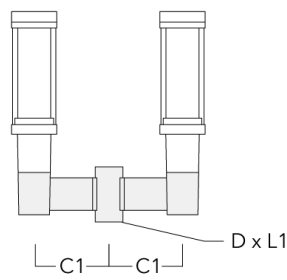
Mounting Accessories

Wall and pole brackets RZ

| Description | Part ID | C1 | D1 | D2 | D × L1 | M1 | Weight (kg) |
|------------------------------|----------|-----|-----|-----|---------|----|-------------|
| Wall bracket RZ0-400, single | 115-1324 | 277 | 231 | 195 | 76 x 80 | 12 | 3.50 |



| | | | | | | |
|------------------------------|----------|-----|--|--|----------|------|
| Pole bracket RZ2-400, double | 115-1323 | 258 | | | 76 x 100 | 4.90 |
|------------------------------|----------|-----|--|--|----------|------|



Optical Accessories

Light shield

| Description | Part ID | H1 |
|--------------------|----------|-----|
| Light shield LS180 | 159-0321 | 120 |

