



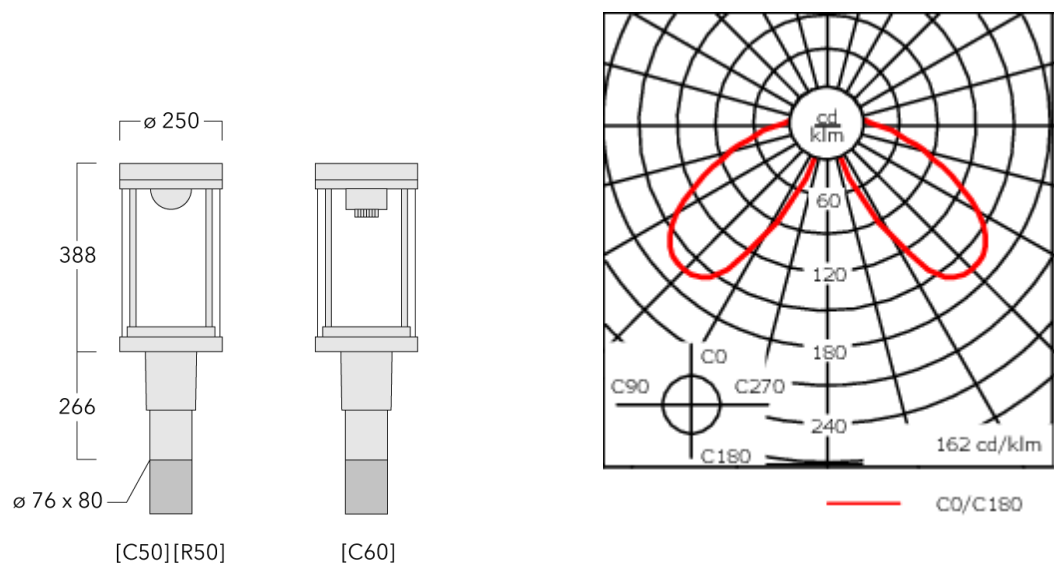
Description

IP66, Class I. Class II on request. IK08. Marine-grade, die-cast aluminium alloy. 5CE superior corrosion protection including PCS hardware. Silicone CCG® Controlled Compression Gasket. PMMA main lens. The luminaire is factory sealed and does not need to be opened during installation. Integral EC converter. Factory installed LED circuit board. Removable LED boards for upgrading. CAD-optimised indirect optics for superior illumination and glare control.

| | |
|--------------------|------------------------------|
| Weight | 7.10 kg |
| Light distribution | symmetric distribution [C60] |
| Light source | LED-FT-37W / 700 mA - 2700 K |
| CRI | 80 |
| Power supply | EC |
| LEDs | 1 |
| Rated input power | 42 W |

| | |
|-------------------|--------|
| Rated lumens (lm) | |
| LED Lumen | 4587.6 |
| Total Lumen | 4587.6 |
| Ta | 25 |

| | |
|--------------------|------|
| Nominal Lumen (lm) | |
| LED Lumen | 6145 |
| Total Lumen | 6145 |
| Tc | 25 |



Specifications

Material description

| | |
|----------------------|--|
| Body | Marine-grade, die-cast aluminium alloy |
| Lens | PMMA |
| Colours | <div><div></div> RAL9004 Signal black</div> <div><div></div> RAL9006 White aluminium</div> <div><div></div> RAL9007 Grey aluminium</div> <div><div></div> RAL7016 Anthracite grey</div> <div><div></div> RAL9016 Traffic white</div> |
| Gasket | Silicone CCG® Controlled Compression Gasket |
| Fasteners | PCS Polymer Coated Stainless Steel Hardware |
| Ingress protection | IP66 |
| Impact resistance | IK08 |
| Corrosion resistance | 5CE |
| Windage | 0.162 m ² |

Electrical description

| | |
|------------------|----------------------------------|
| Power supply | 220-240V / 50-60 Hz |
| Driver / Ballast | Integral EC electronic converter |
| Power factor | > 0.9 |
| Surge protection | 6/6 kV (optional SP10) |

115-1594

ZFT460-FT LED



Additional information

| | |
|-------------------------|------------------------|
| Lifetime | Ta=25° L70B50 > 50000h |
| Energy efficiency class | C-D (Light source) |

Control

Eco Step Dim® Basic

| Description | Part ID |
|-------------------------|----------|
| Eco Step Dim® Basic LED | 430-0001 |

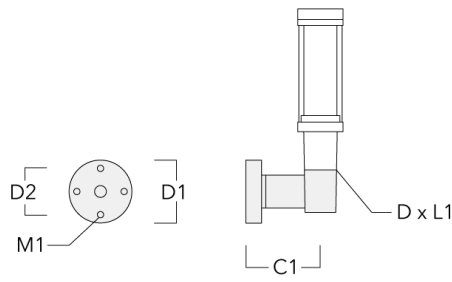
Eco Step Dim® Advanced

| Description | Part ID |
|----------------------------|----------|
| Eco Step Dim® Advanced LED | 430-0002 |

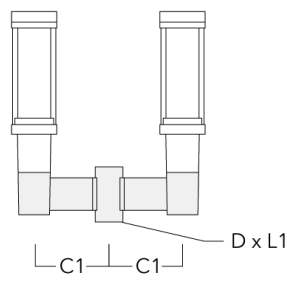
Mounting Accessories

Wall and pole brackets RZ

| Description | Part ID | C1 | D1 | D2 | D × L1 | M1 | Weight (kg) |
|------------------------------|----------|-----|-----|-----|---------|----|-------------|
| RZ0-400 Wall bracket, single | 115-1324 | 277 | 231 | 195 | 76 x 80 | 12 | 3.50 |



| | | | | | | |
|------------------------------|----------|-----|--|--|----------|------|
| RZ2-400 Pole bracket, double | 115-1323 | 258 | | | 76 x 100 | 4.90 |
|------------------------------|----------|-----|--|--|----------|------|



Optical Accessories

Light shield

| Description | Part ID | H1 |
|-------------|----------|-----|
| LS180-[C60] | 159-0321 | 120 |

