



Description

IP66, Class I. IK10. Marine-grade, die-cast aluminium alloy. 5CE superior corrosion protection + primer including PCS hardware. Silicone rubber gasket. Polycarbonate main lens. Two cable entries. Factory installed LED circuit board. Integral EC electronic converter. Optional 2200 K version available. To be specified at time of ordering.

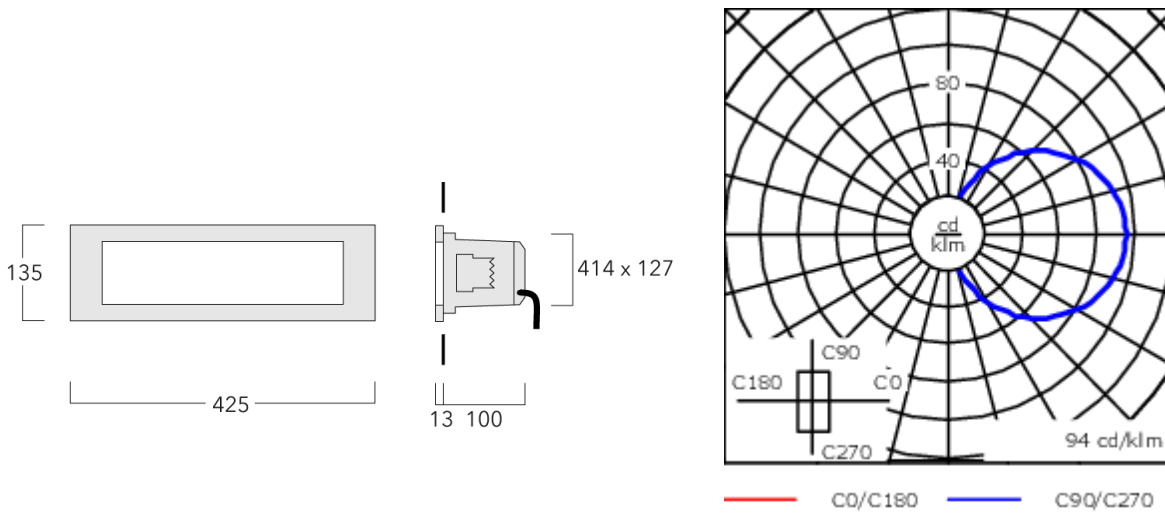
A pre-installation blockout is available and recommended for mounting in concrete walls. To be ordered separately.

| | |
|---------------------------|-----------------------------|
| Weight | 2.30 kg |
| Light distribution | diffused distribution |
| Light source | LED-9/21W / 500 mA - 2700 K |
| CRI | 80 |
| Power supply | EC |
| LEDs | 9 |
| Rated input power | 24 W |
| Nominal Lumen (lm) | |
| LED Lumen | 302.2 |
| Total Lumen | 2720 |
| T _j | 85 |
| Rated lumens (lm) | |
| LED Lumen | 83.1 |
| Total Lumen | 747.5 |
| T _a | 25 |

133-0447




STO279 LED

we-ef



Specifications

Material description

| | |
|----------------------|---|
| Body | Marine-grade die-cast aluminium alloy |
| Lens | Polycarbonate lens |
| Colours |  RAL9004 Signal black  RAL9006 White aluminium  RAL9007 Grey aluminium |
| Gasket | Silicone rubber gasket |
| Fasteners | PCS Polymer Coated Stainless Steel Hardware (unpainted) |
| Ingress protection | IP66 |
| Impact resistance | IK10 |
| Corrosion resistance | 5CE+Primer |

Electrical description

| | |
|------------------|----------------------------------|
| Power supply | 230V / 50 Hz |
| Driver / Ballast | Integral EC electronic converter |

Additional information

| | |
|----------|--|
| Lifetime | Ta=40° L80B10 > 54000h |
| Warranty | The product is supplied with 10-year warranty. Please refer to the LED Warranty Statement located on www.we-ef.com for further details. |

WE-EF LIGHTING Pty Ltd

47 Tarnard Drive, 3195 Braeside, Victoria - Phone: +61 3 8587 0444 - Fax: +61 3 8587 0499

info.australia@we-ef.com - <https://we-ef.com/aus>

Subject to technical changes and errors. - Generated on 19/04/2025

Mounting Accessories

Installation blackout

| Description | Part ID | A | B | C1 | C |
|-------------------------------|----------|-----|-----|-----|-----|
| Installation blackout BST27-I | 133-0217 | 447 | 157 | 125 | 130 |



| | | | | | |
|--------------------------------|----------|-----|-----|-----|-----|
| Installation blackout BST27-II | 133-0219 | 447 | 157 | 135 | 140 |
|--------------------------------|----------|-----|-----|-----|-----|

