

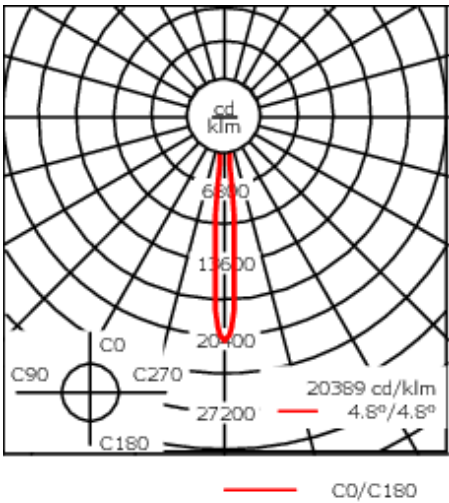
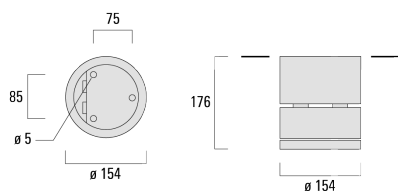


Description

IP65, Class I. IK07. Marine-grade, die-cast aluminium alloy. 5CE superior corrosion protection + primer including PCS hardware. Silicone rubber gasket. Safety glass lens, hinged. Frame with safety catch. Two cable entries. Integral EC electronic converter in thermally separated compartment. CAD-optimised optics for superior illumination and glare control. OLC_R_ One LED Concept. Factory installed LED circuit board.

2700 K option available on request.

Weight	2.90 kg
Light distribution	symmetric, very narrow beam, sharp cut-off [EES]
Light source	LED-12/24W / 700 mA - 2700 K
CRI	80
Power supply	EC
LEDs	12
Rated input power	27 W
Nominal Lumen (lm)	
LED Lumen	270
Total Lumen	3240
Tj	85
Rated lumens (lm)	
LED Lumen	238.8
Total Lumen	2865.6
Ta	25



Specifications
Material description

Body	Marine-grade die-cast aluminium alloy
Colours	<div><div></div> RAL9004 Signal black</div> <div><div></div> RAL9006 White aluminium</div> <div><div></div> RAL9007 Grey aluminium</div> <div><div></div> RAL9016 Traffic white</div>
Gasket	Silicone rubber gasket
Fasteners	PCS Polymer Coated Stainless Steel Hardware (unpainted)
Ingress protection	IP65
Impact resistance	IK07
Corrosion resistance	5CE+Primer

Electrical description

Power supply	230V / 50 Hz
Driver / Ballast	Integral EC electronic converter in thermally-separated compartment

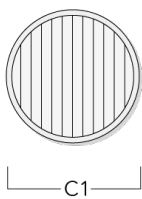
Additional information

Lifetime	Ta=40° L90B10 > 90000h
Warranty	The product is supplied with 10-year warranty. Please refer to the LED Warranty Statement located on www.we-ef.com for further details.

Optical Accessories

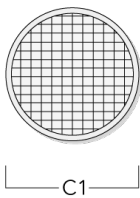
Linear spread lens

Description	Part ID	C1
IO-180-DAC/DOC220-LED	134-1381	105



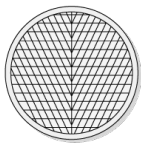
Surface wash lens

Description	Part ID	C1
IO-360-DAC/DOC220-LED	134-1440	105



Wallwash lens

Description	Part ID	C1
IO-20-WW-DAC/DOC220-LED	134-1491	105



C1

Control

DALI interface

Description	Part ID	C
DALI interface	430-0013	90