



Description

IP66, Class I. Class II on request. IK07. Marine-grade, die-cast aluminium alloy. 5CE superior corrosion protection including PCS hardware. Silicone rubber gasket. Safety glass lens, hinged. Frame with safety catch. Two cable entries. Integral EC electronic converter in thermally separated compartment. CAD-optimised optics for superior illumination and glare control. OLC® One LED Concept. Factory installed LED circuit board.
Optional 2200 K version available. To be specified at time of ordering.

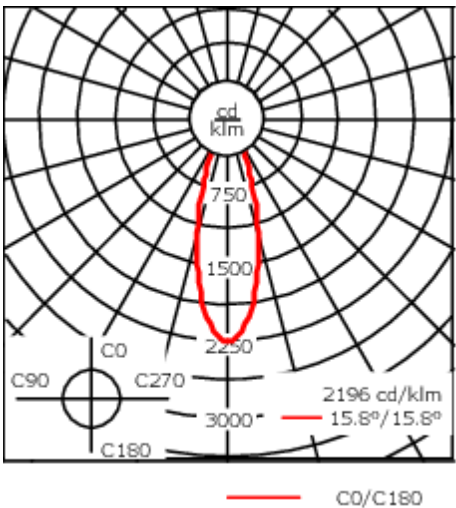
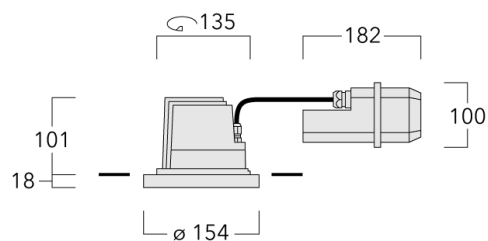
A pre-installation blackout, proud or flush, is available and recommended for mounting in concrete ceilings. To be ordered separately.

Luminaire suitable for chlorine containing environments e.g. swimming pools, on request. Must be specified at time of ordering.

Weight	2.10 kg
Light distribution	symmetric, medium beam [M]
Light source	LED-12/24W / 700 mA - 2700 K
CRI	80
Power supply	EC
LEDs	12
Rated input power	27 W

Nominal Lumen (lm)	
LED Lumen	270
Total Lumen	3240
Tj	85

Rated lumens (lm)	
LED Lumen	232.7
Total Lumen	2791.8
Ta	25



Specifications
Material description

Body	Marine-grade, die-cast aluminium alloy
Lens	Safety glass lens, hinged
Colours	<div><div></div> RAL9004 Signal black</div> <div><div></div> RAL9006 White aluminium</div> <div><div></div> RAL9007 Grey aluminium</div> <div><div></div> RAL7016 Anthracite grey</div> <div><div></div> RAL9016 Traffic white</div>
Gasket	Silicone rubber gasket
Fasteners	PCS Polymer Coated Stainless Steel Hardware
Ingress protection	IP66
Impact resistance	IK07
Corrosion resistance	5CE

Electrical description

Power supply	220-240V / 50-60 Hz
Driver / Ballast	Standard. Optional DALI version available. To be specified at time of ordering.
Surge protection	6/6 kV

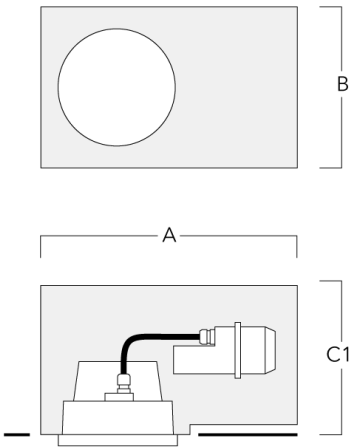
Additional information

Lifetime	Ta=25° L90B10 > 90000h
Energy efficiency class	C-D (Light source)

Mounting Accessories

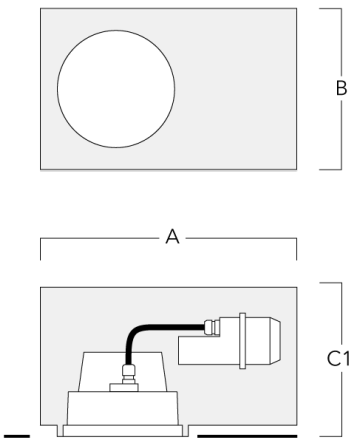
Installation blackout, proud

Description	Part ID	A	B	C1	C
Installation blackout BDO22-I	134-0797	383	200	209	195



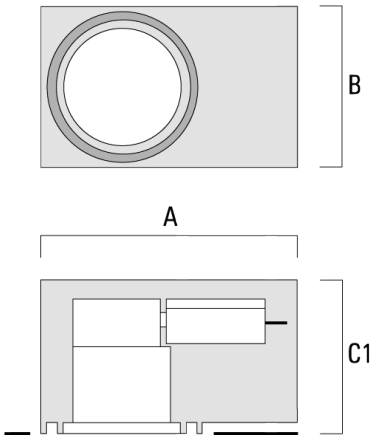
Installation blackout, flush

Description	Part ID	A	B	C1	C
Installation blackout BDO22-II	134-1161	383	200	227	195



Installation blackout, flush with shadow line

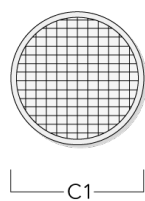
Description	Part ID	A	B	C1
Installation blackout BDO22-III	134-1497	383	200	227



Optical Accessories

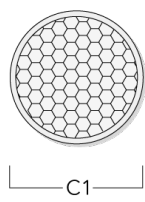
Flood lens

Description	Part ID	C1
IO-360-DAC/DOC220-LED	134-1440	105



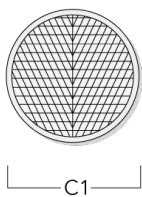
Honeycomb louvre

Description	Part ID	C1
IW-DAC/DOC220-LED	134-1444	105



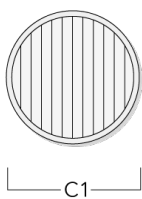
Wallwash lens

Description	Part ID	C1
IO-20-WW-DAC/DOC220-LED	134-1491	105



Linear spread lens

Description	Part ID	C1
IO-180-DAC/DOC220-LED	134-1381	105



134-1932

DOC220 LED



Control

DALI interface

Description	Part ID	C
DALI interface	430-0013	90