



Description

IP66, Class I. Class II on request. IK07. Marine-grade, die-cast aluminium alloy. 5CE superior corrosion protection including PCS hardware. Silicone rubber gasket. Safety glass lens, hinged. Frame with safety catch. Two cable entries. Integral EC electronic converter in thermally separated compartment. CAD-optimised optics for superior illumination and glare control. OLC® One LED Concept. Factory installed LED circuit board.

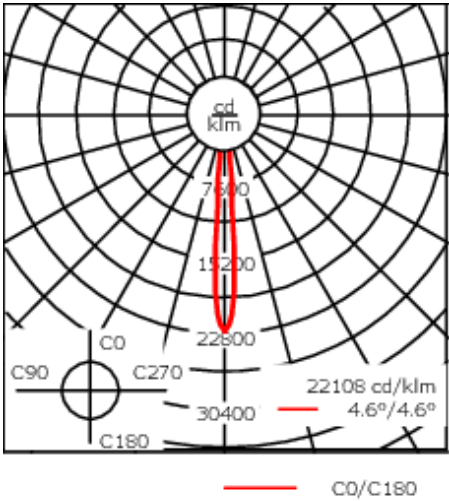
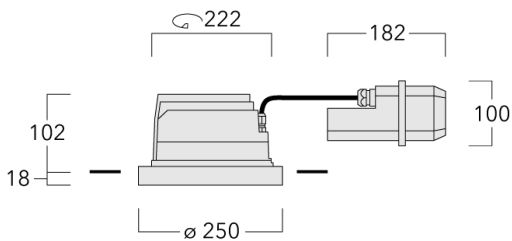
A pre-installation blackout, proud or flush, is available and recommended for mounting in concrete ceilings. To be ordered separately.

Luminaire suitable for chlorine containing environments e.g. swimming pools, on request. Must be specified at time of ordering.

Weight	4.00 kg
Light distribution	symmetric, very narrow beam, sharp cut-off [EES]
Light source	LED-24/48W / 700 mA - 2700 K
CRI	80
Power supply	EC
LEDs	24
Rated input power	54 W

Nominal Lumen (lm)	
LED Lumen	270
Total Lumen	6480
Tj	85

Rated lumens (lm)	
LED Lumen	249.9
Total Lumen	5998.4
Ta	25



Specifications

Material description

Body	Marine-grade die-cast aluminium alloy
Lens	Safety glass lens, hinged
Colours	<div><div></div> RAL9004 Signal black</div> <div><div></div> RAL9006 White aluminium</div> <div><div></div> RAL9007 Grey aluminium</div> <div><div></div> RAL7016 Anthracite grey</div> <div><div></div> RAL9016 Traffic white</div>
Gasket	Silicone rubber gasket
Fasteners	PCS Polymer Coated Stainless Steel Hardware
Ingress protection	IP66
Impact resistance	IK07
Corrosion resistance	5CE

Electrical description

Power supply	220-240V / 50-60 Hz
Driver / Ballast	Standard. Optional DALI version available. To be specified at time of ordering.
Surge protection	6/6 kV

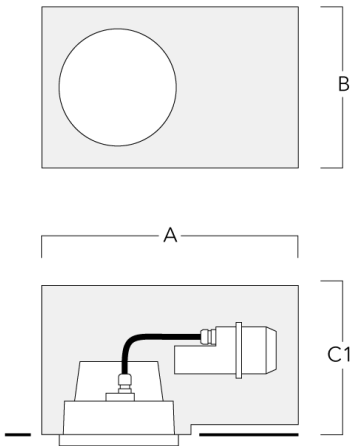
Additional information

Lifetime	Ta=25° L90B10 > 90000h
Energy efficiency class	C-D (Light source)

Mounting Accessories

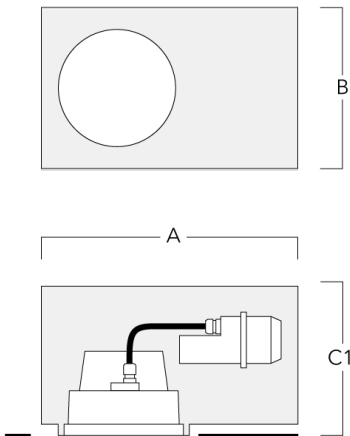
Installation blackout, proud

Description	Part ID	A	B	C1	C
Installation blackout BD024-I	134-0798	570	305	285	270



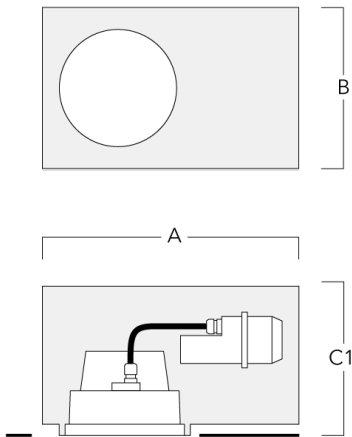
Installation blackout, flush

Description	Part ID	A	B	C1	C
Installation blackout BD024-II	134-1162	573	305	303	270



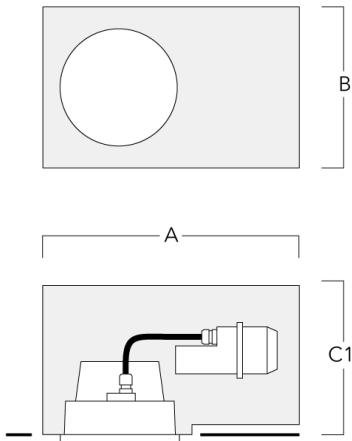
Installation blackout, flush - reduced depth

Description	Part ID	A	B	C1
Installation blackout BD024-II-RE	134-1714	574	305	227



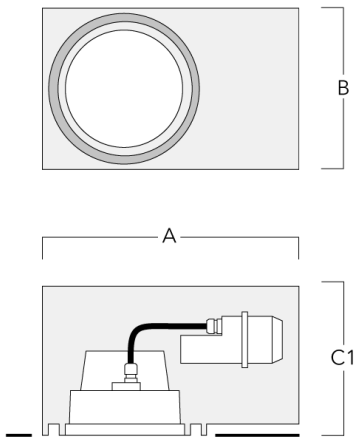
Installation blackout, proud - reduced depth

Description	Part ID	A	B	C1
Installation blackout BD024-I-RE	134-1717	574	305	209



Installation blackout, flush with shadow line - reduced depth

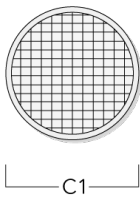
Description	Part ID	A	B	C1
Installation blackout BDO24-III-RE	134-1718	573	305	227



Optical Accessories

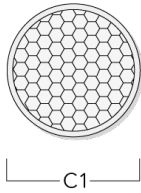
Flood lens

Description	Part ID	C1
IO-360-DAC/DOC240-LED	134-1441	191



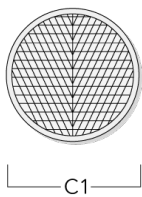
Honeycomb louvre

Description	Part ID	C1
IW-DAC/DOC240-LED	134-1445	191



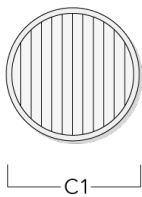
Wallwash lens

Description	Part ID	C1
IO-20-WW-DAC/DOC240-LED	134-1492	191



Linear spread lens

Description	Part ID	C1
IO-180-DAC/DOC240-LED	134-1382	191





Control

DALI interface

Description	Part ID	C
DALI interface	430-0013	90